



INNOVATIONS TO LEVEL UP YOUR GARDEN

Innovative technology, smart integrations, and partnerships helps us provide intuitive solutions that simplify your life. Intelligent features adapt to your personal needs and make the experience more engaging and supportive. Among our solutions you find voice control through Amazon Alexa or Google Home. Smart connections to sprinklers, personal calendars or local weather through IFTTT and AI driven support give you a smooth experience and great result with Husqvarna Automower®.



TIME TO START MOWING JUST ASK YOUR SMART SPEAKER

All Automower® Connect equipped robotic mowers are compatible with Amazon Alexa and Google Home. This means that all you need is to give your smart speaker a voice command, and your Automower® robotic mower will jump to the task. The smart speakers recognise the most common commands such as start, stop, park, and get status updates by simply asking Alexa. Garden care made as easy as it should be.



EXPLORE IFTTT MAKE YOUR AUTOMOWER® EVEN SMARTER

IFTTT (If This Then That) is a free, easy-to-use web-based service. It allows you to create your own applets and integrate Husqvarna Automower® even more into your smart home systems. For instance, you can set it so Husqvarna Automower® starts mowing when the home alarm is turned on. Or that it should park when the current temperature drops below a certain point – and much, much more. The limits are set by your imagination.

Please visit www.husqvarna.com/uk for further information.



CONTROL YOUR SPRINKLER AND MOWING DIRECTLY FROM YOUR SMARTPHONE

Now you can have an even more intelligent relationship with your garden. By connecting your Husqvarna Automower® to the high-performing GARDENA irrigation smart system, you can easily sync your mower and your irrigation schedule. Sit back and relax while Automower® robotic mower keeps your lawn perfectly cut and healthy. The GARDENA smart system – with its sensors that measure soil moisture, outside temperature and light intensity, and then waters accordingly – will keep your lawn green and fresh. This works with all products equipped with Automower® Connect.



OPEN API GIVING ENDLESS POSSIBILITIES

Our open API solution enables endless connectivity possibilities of personalisation and add-on features through IFTTT (If This Then That).



SMART HOME ECO SYSTEM

READ MORE AT
HUSQVARNA.COM/UK







INSTALLATION AND PRODUCT ACCESSORIES






BOUNDARY WIRE PRO

High performance 5.5mm diameter boundary wire. The wire features double insulation to deal with the toughest of installations whilst helping to protect against rodents. The outer layer has high UV resistance increasing durability. Length 300m.



Item	Order PNC	RRP ex VAT	RRP inc VAT
Wire PRO, 300m (Ø5.5mm)	593 29 77-02		

CONNECTORS AND FASTENERS

Item	Order PNC	RRP ex VAT	RRP inc VAT
 Connector, 5pc	577 86 48-01		
Coupler, 1pc	501 98 02-01		
 Coupler, 5pc	577 86 47-01		
Coupler, 100pc	501 98 02-03		
 Peg, 100pc	577 86 42-01		

AUTOMOWER® INSTALLATION KITS

SMALL - Suitable for open lawn areas of max 800m² or complex lawn areas of max 400m²

MEDIUM - Suitable for open lawn areas of max 2,000m² or complex lawn areas of max 1,000m²

LARGE - Suitable for open lawn areas of max 5,000m² or complex lawn areas of max 2,500m²



Item	Order PNC	RRP ex VAT	RRP inc VAT
Small	967 97 21-01		
Medium	967 97 22-01		
Large	967 97 23-01		

PROTECTION BOXES

Protection box is a small sealed box for cable connectors, to protect them against moisture during off season.

Outdoor power box is a sealed box to protect an outdoor mounted transformer.



Item	Order PNC	RRP ex VAT	RRP inc VAT
Protection Box	599 80 17-01		

BOUNDARY WIRE

Standard 2.7mm wire used to define the working area, suitable for most installations. Heavy duty 3.4mm wire is a robust wire for demanding installations, 100% copper core and isolated surface to minimise signal loss. All variants feature a black outer layer with high UV resistance.



Item	Order PNC	RRP ex VAT	RRP inc VAT
Wire, 50m (Ø2.7mm)	597 23 78-02		
Wire, 150m (Ø2.7mm)	597 23 78-01		
Wire, 250m (Ø2.7mm)	580 66 20-06		
Wire, 800m (Ø2.7mm)	580 66 20-09		
Wire Heavy duty, 500m (Ø3.4mm)	522 91 41-02		

HYBRID GRASS

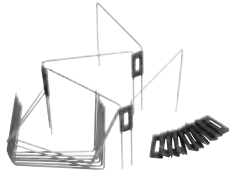


Hybrid grass provides grip in narrow and steep areas. Reduces lawn wear on slopes or narrow passages. 1m² hybrid grass including 16 green pegs

Item	Order PNC	RRP ex VAT	RRP inc VAT
Hybrid Grass	598 89 60-01		



TEMPORARY FENCE



Robust steel arches for temporarily fencing off areas of the lawn. Ideal for protecting spring flowers. 12 arches providing 1m² coverage.

Item	Order PNC	RRP ex VAT	RRP inc VAT
Temporary Fence	597 98 70-01		

AUTOMOWER® BLADES

Husqvarna Automower® carbon steel safety blade. Combines high- strength properties and sharpness for a long lifetime.



Item	Order PNC	RRP ex VAT	RRP inc VAT
Blades - 9 pack	577 86 46-03		
Blades - 45 pack	577 60 65-05		

BOUNDARY REPAIR KIT



Designed to replace a damaged section of boundary wire. Kit includes 5 metres of boundary wire. (Ø2.7mm) 10 pegs, and 6 connectors.

Item	Order PNC	RRP ex VAT	RRP inc VAT
Boundary Repair Kit	597 53 95-01		

AUTOMOWER® ENDURANCE BLADES

Husqvarna Automower® Endurance blades providing more than twice the lifetime compared to our original blades thanks to the unique design. New HSS Blades provide increased durability with High speed steel construction, ideal for commercial applications.



Item	Order PNC	RRP ex VAT	RRP inc VAT
Endurance - 6 pack	595 08 44-01		
Endurance - 45 pack	595 08 44-02		
Endurance HSS - 6 pack	599 80 52-01		
Endurance HSS - 45 pack	599 80 52-02		

HOUSING



Protects the charging station and your Husqvarna Automower® from exposure to sun and rain.

Item	Order PNC	RRP ex VAT	RRP inc VAT
300 Series / 405X / 415X	587 23 61-01		
400 / 500 Series	585 01 94-01		
400 / 500 Series AWD	597 63 53-01		

MAINTENANCE & CLEANING KIT



Including specific slim brushes with sharp scrapers to get in tight areas, a screwdriver to exchange blades, abrasive pad to clean the electric contacts on the mower and charging station and a plastic care spray.

Item	Order PNC	RRP ex VAT	RRP inc VAT
Maintenance Kit	590 85 51-01		
Care and Shine Spray 200ml	593 96 79-01		

WALL HANGER



Store your Husqvarna Automower® on the wall when not in use and during the winter season.

Item	Order PNC	RRP ex VAT	RRP inc VAT
305 / 310 Mark II / 315 Mark II / 405X / 415X Wall Hanger	597 70 36-01		
310 / 315 Wall Hanger	587 22 40-01		
400 / 500 Series Wall Hanger	585 01 97-02		

FAIRWAY KIT



Lowens the minimum cutting height to 10mm. Makes it possible to mow the fairways of golf courses, and similar sports turf. Excludes AWD models.

Item	Order PNC	RRP ex VAT	RRP inc VAT
400 / 500 series (>2020)	597 49 63-01		
400 / 500 series (2020>)	597 49 63-02		



ROUGH TERRAIN KIT



Provides excellent traction on rough and sloping lawns with slope performance increasing by 5%. Contains coarse treaded wheels and wheel brushes.

Item	Order PNC	RRP ex VAT	RRP inc VAT
305 / 310 Mark II / 315 Mark II / 405X / 415X Kit	597 70 54-01		
310 / 315 Kit	587 23 53-01		
400 / 500 Series Kit	581 88 97-02		

WHEEL BRUSH KIT



Keeps the driving wheels clean to maintain good traction. Separate replacement refill brushes available.

Item	Order PNC	RRP ex VAT	RRP inc VAT
305 / 310 Mark II / 315 Mark II / 405X / 415X Kit	597 70 46-01		
310 / 315 Kit	587 23 57-01		
400 / 500 Series Kit	581 90 31-02		

AUTOMOWER® SKINS



MAKE IT PERSONAL

MAKE YOUR OWN PERSONAL AUTOMOWER® DESIGN — SCAN AND ORDER ONLINE.



5 standard designs are available as a fixed range for the following Husqvarna Automower® models. Skins are available to order as single items from your dealer. A full range of bespoke and personalised skins are available to order direct through myHusqvarna.com.



Automower® model	Ladybug	Flower Bed	Zebra	Camo	Geomap	RRP ex VAT	RRP inc VAT
105	599 29 24-01	-	-	-	-		
305	599 29 24-02	599 29 47-01	599 29 49-01	599 29 50-01	599 29 52-01		
310 / 315	599 29 24-03	599 29 47-02	599 29 49-02	599 29 50-02	599 29 52-02		
315X	599 29 24-04	599 29 47-03	599 29 49-03	599 29 50-03	-		
420	599 29 24-05	599 29 47-04	599 29 49-04	599 29 50-04	-		
430X	599 29 24-06	599 29 47-05	599 29 49-05	599 29 50-05	-		

REPLACEABLE TOP COVERS



Make your mower unique and personal by changing its colour. Available in white, orange and grey on selected models.

Item	Order PNC	RRP ex VAT	RRP inc VAT
105 - Body Kit White	580 96 54-02		
305 - White	597 70 31-01		
305 - Orange	597 70 31-02		
310/315 - White	587 23 58-02		
310/315 - Orange	587 23 58-03		
405 / 415X - White	529 46 13-01		
405 / 415X - Orange	529 46 13-02		

Item	Order PNC	RRP ex VAT	RRP inc VAT
430X (2018 >) - Grey	590 87 70-01		
430X (2018 >) - White	590 87 70-02		
430X (2018 >) - Orange	590 87 70-03		
435X AWD - Grey	596 30 00-01		
435X AWD - White	596 30 00-02		
435X AWD - Orange	596 30 00-03		
450X - Grey	588 79 91-01		
450X - White	588 79 91-02		
450X - Orange	588 79 91-03		
520 - Grey	591 49 60-01		
520 - Orange	591 49 60-02		
550 - Grey	591 49 61-01		
550 - Orange	591 49 61-02		
535 AWD - Grey	596 30 02-01		
535 AWD - Orange	596 30 02-02		



AUTOMOWER® ACCESSORIES GUIDE

Use this chart below to select the right accessories for your Husqvarna Automower®.

Husqvarna Automower® Accessory	PNC	105	305 / 310 II / 315 II	310 / 315	405 / 415X	430X	435X AWD	450X	520	535 AWD	550	550 EPOS
Automower® Connect Module	586 66 23-09	–	●	●	S	S	S	S	S	S	S	S
Automower® Connect @ Home	N/A	–	S	S	S	S	S	S	S	S	S	S
Replaceable Body Kit	580 96 54-02	●	–	–	–	–	–	–	–	–	–	–
Replaceable Top Cover	597 70 31-XX	–	●	–	–	–	–	–	–	–	–	–
Replaceable Top Cover	587 23 58-XX	–	–	●	–	–	–	–	–	–	–	–
Replaceable Top Cover	529 46 13-XX	–	–	–	●	–	–	–	–	–	–	–
Replaceable Top Cover (2018>)	590 87 70-XX	–	–	–	–	●	–	–	–	–	–	–
Replaceable Top Cover	596 30 00-XX	–	–	–	–	–	●	–	–	–	–	–
Replaceable Top Cover	588 79 91-XX	–	–	–	–	–	–	●	–	–	–	–
Replaceable Top Cover	591 49 60-XX	–	–	–	–	–	–	–	●	–	–	–
Replaceable Top Cover	591 49 61-XX	–	–	–	–	–	–	–	–	–	●	–
Replaceable Top Cover	596 30 02-XX	–	–	–	–	–	–	–	–	●	–	–
Housing	587 23 61-01	–	●	●	●	–	–	–	–	–	–	–
Housing	585 01 94-01	–	○	○	○	●	–	●	●	–	●	–
Housing	597 63 53-01	–	–	–	–	–	●	–	–	●	–	–
Bag	522 91 67-01	●	●	●	●	○	–	○	○	–	○	–
Wall Hanger	597 70 36-01	–	●	–	●	–	–	–	–	–	–	–
Wall Hanger	587 22 40-01	–	–	●	–	–	–	–	–	–	–	–
Wall Hanger	585 01 97-02	–	–	–	–	●	–	●	●	–	●	●
Fairway Kit (>2020)	597 49 63-01	–	–	–	–	●	–	●	●	–	●	–
Fairway Kit (2020>)	597 49 63-02	–	–	–	–	●	–	●	●	–	●	●
Rough Terrain Kit	597 70 54-01	–	●	–	●	–	–	–	–	–	–	–
Rough Terrain Kit	587 23 53-01	–	–	●	–	–	–	–	–	–	–	–
Rough Terrain Kit	581 88 97-02	–	–	–	–	●	–	●	S	–	S	S
Wheel Brush Kit	597 70 46-01	–	●	–	●	–	–	–	–	–	–	–
Wheel Brush Kit	587 23 57-01	–	–	●	–	–	–	–	–	–	–	–
Wheel Brush Kit	581 90 31-02	–	–	–	–	●	–	●	S	–	S	S
Wheel Brush Kit	505 13 28-03	–	–	–	–	–	●	–	–	●	–	–
Wheel Brush Refill	505 13 28-03	–	●	●	●	–	–	–	–	–	–	–
Wheel Brush Refill	581 98 20-02	–	–	–	–	●	–	●	●	–	●	●
Automower® Blades	577 86 46-XX	●	●	●	●	●	●	●	●	●	●	●
Endurance Blades	595 08 44-XX	●	●	●	●	●	●	●	●	●	●	●
Endurance HSS Blades	599 80 52-XX	●	●	●	●	●	●	●	●	●	●	●
Replacement Battery	586 57 62-01	●	–	–	–	–	–	–	–	–	–	–
Replacement Battery	584 85 28-01	–	–	●	●	–	–	–	–	–	–	–
Replacement Battery	580 68 33-01	–	–	–	–	–	–	–	●	–	–	–
Replacement Battery	589 58 57-01	–	–	–	–	●	–	–	–	–	–	–
Replacement Battery	588 14 64-01	–	–	–	–	–	–	●	–	–	●	–
Replacement Battery	593 24 71-01	–	–	–	–	–	●	–	–	●	–	–

● Designed to fit – Does not fit ○ Fits but not optimal S Comes as standard





CEORA™

THE FUTURE OF COMMERCIAL TURF CARE.

With its huge area capacity, CEORA™ is great news for all turf care professionals. Systematic cutting and virtual boundaries deliver superb results and easier turf management on larger surfaces than ever. What's more, this low noise, emission-free* solution offers thrilling future potential. It's time to expand your horizons and embrace the future.



COVERING MORE TURF THAN EVER

Up to 75,000m²



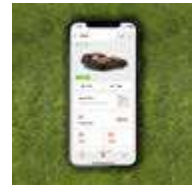
FLEXIBLE AND HASSLE FREE ZONE MANAGEMENT

EPOS™ technology eliminates the need for boundary wires for the ultimate flexibility.



SYSTEMATIC MOWING FOR A WINNING RESULT

Choose your cutting patterns, heights and times to achieve your perfect result.



CONTROL AT YOUR FINGERTIPS

Complete operational control and surveillance from your smart phone, with Fleet Services™.

THE SYSTEM



Modular system with two drive units

The new CEORA™ robotic mower is a modular system where you select the combination that suits your operation best. An innovative split design features a drive unit and a front unit. The 546 drive unit delivers the highest cutting performance with a total capacity of up to 75,000m². The 544 drive unit can cut up to 60,000m².



CEORA™ razor 43M
Features 15 high-speed steel blades, mounted on 3 cutting discs. Easy maintenance and handling is made possible by an ergonomic cutting deck service position.



Charging station CS4
A battery charging station is required to power CEORA™. The charging station comes equipped with a transformer.

Active wheel brushes

Available as an accessory, these work constantly to reduce grass from collecting on the wheels. Helping to create optimal turf, without any grass clumps.



EPOS reference station

Required for all EPOS installation, this handles the signals between the product and the satellite system. The EPOS reference station is compatible with other Husqvarna EPOS robotic mowers.



WORKING AREA CAPACITY



UP TO 25,000 M² PRO SPORTS QUALITY

Everyday care of premium sports turf or golf courses at low cutting height. A well managed, lush and dense turf can be optimally mowed with CEORA™.



UP TO 50,000 M² PRO QUALITY

For sports turf and golf courses at medium ambition level, or other facilities with high demands on turf quality. Medium turf height and normal dense quality of turf. CEORA™ to mow the area every second day.





UP TO 75,000 M² REGULAR QUALITY

For turf with lower demands and slower levels of growth. Higher cutting height and normal to low dense quality of turf. CEORA™ to mow the area twice per week.

ROBOTIC DRIVE UNIT

CEORA™ 546 EPOS™



-  up to 75,000m²
-  20%
-  35kg

Peak-performance robotic model for large-area mowing, featuring Husqvarna EPOS™ technology. Systematic, high-precision cutting tailored for optimised flexibility within virtual boundaries. Handles very large areas such as multiple football fields, golf courses or large hotel, company or municipal facilities. Delivering a professional result on the turf, operating quietly and with zero emissions while in use.

- EPOS™ navigation with virtual boundaries
- FOTA - firmware over the air
- Systematic mowing of large areas
- Object avoidance
- IPX5 protected - hose washable
- Husqvarna Fleet Services
- Future proof with multi-carrier possibilities

Order PNC	RRP ex VAT	RRP inc VAT
970 46 79-01		

ROBOTIC DRIVE UNIT

CEORA™ 544 EPOS™



-  up to 60,000m²
-  20%
-  35kg

High-performance robotic model for large-area mowing, featuring Husqvarna EPOS™ technology. Systematic, high-precision cutting tailored for optimised flexibility within virtual boundaries. Delivering highly professional results for sports fields or larger facility areas, operating quietly and with zero emissions while in use.




- EPOS™ navigation with virtual boundaries
- FOTA - firmware over the air
- Systematic mowing of large areas
- Object avoidance
- IPX5 protected - hose washable
- Husqvarna Fleet Services
- Future proof with multi-carrier possibilities

Order PNC	RRP ex VAT	RRP inc VAT
970 54 90-01		

CUTTING DECK

CEORA™ RAZOR 43M



-  68cm
-  20-70mm
-  33kg

The tailor-made CEORA™ cutting deck, Razor 43M, features a cutting system with three blade discs. A total of 15 high-speed steel razor blades keep the turf at an excellent quality level. Easy maintenance and handling is possible by an ergonomic and unique service position, meaning the cutting deck can quickly be tilted for easy access to exchange blade discs or for hose washable cleaning (IPX5 classified).

Order PNC	RRP ex VAT	RRP inc VAT
970 46 80-01		

CHARGING STATION

CEORA™ CS4



Recharges CEORA™ automatically and efficiently according to a programmed schedule. Full charging time 3-4 hours from empty. Soft ground plates are available as an accessory, providing support when the charging station is being installed on soft ground.

Order PNC	RRP ex VAT	RRP inc VAT
970 46 81-03		



EPOS™ REFERENCE STATION



Handles the RTK-GNSS signals between the products and the satellites. Handles several EPOS™ machines per installation. Work area up to 500-meter radius.

Order PNC	RRP ex VAT	RRP inc VAT
970 46 82-03		

EPOS™ ATTACHMENT KIT



Bracket for EPOS™ reference station. 32mm diameter, 300mm length & 250mm height. Steel .

Order PNC	RRP ex VAT	RRP inc VAT
534 97 19-01		

ACTIVE WHEEL BRUSH KIT



An active wheel brush kit is available to help keep grass away from the wheels of CEORA™. This also improves traction and lowers the need for maintenance.

Order PNC	RRP ex VAT	RRP inc VAT
529 31 89-01		

CHARGING STATION PLATE



The charging station plate can be used to create a stable surface when installing / placing a charging station on soft surfaces like grass.

Order PNC	RRP ex VAT	RRP inc VAT
535 42 31-01		

ENDURANCE HSS BLADES



High speed steel blades with carbon steel body and hardened edges for extra lifetime and robustness. Cuts with four sharp edges for improved cutting results.

Order PNC	RRP ex VAT	RRP inc VAT
599 80 52-01 (6 pcs)		
599 80 52-02 (45 pcs)		
599 80 52-03 (300 pcs)		



For more information please visit www.husqvarna.com/ceora

TECHNICAL SPECIFICATIONS

	CEORA™ 546 EPOS™ / Razor 43M + CS4	CEORA™ 544 EPOS™ / Razor 43M + CS4
CAPACITY*		
Working area capacity, m ² , Pro sports quality	25.000	20.000
Working area capacity, m ² , Pro quality	50.000	40.000
Working area capacity, m ² , Regular quality	75.000	60.000
Area capacity per hour, m ² (excluding charging)	1.850	1.400
Maximum slope capacity, inside / by edge, %	20 / 15	20 / 15
CUTTING SYSTEM		
Cutting width, cm	68	68
Cutting height, min-max, mm	20-70	20-70
Height adjustment	Electric	Electric
Cutting system	3 blade discs, with 5 pivoting razor blades per disc	3 blade discs, with 5 pivoting razor blades per disc
Extra blades, pcs	45	45
NAVIGATION		
Boundary type	Virtual	Virtual
Navigation system	Systematic	Systematic
Automatic passage handling	Yes	Yes
Search system	EPOS™ Guidance	EPOS™ Guidance
PRODUCT DATA		
Sound level perceived, dB(A)**	N/A	N/A
Length x width x height, cm	124 x 108 x 44	124 x 108 x 44
Weight, kg	68	68
Speed, cm/s	100	75
Protection index (IP code)	IPX5 (Charging station IPX3)	IPX5 (Charging station IPX3)
Mean energy consumption at maximum use (kWh per month)	N/A	N/A
Power consumption during cutting, W	270	270
Battery type	Li-ion	Li-ion
Battery capacity, Ah	49	49
Battery voltage, V	36	36
Charging system	Automatic	Automatic
Charging current, A	120	120
Mains cable, m	3	3
CONTROL		
Husqvarna Fleet Services™	●	●
Automower® Connect	●	●
Husqvarna EPOS™ Technology	●	●
Pro user interface/app	●	●
Precise area management	●	●
FOTA – firmware over the air	●	●
SAFETY AND SECURITY		
Object detection	●	●
Object avoidance	●	●
Frost sensor	●	●
Safety lights	●	●
GPS theft tracking	●	●
Anti-theft alarm	●	●
PIN code lock	●	●
Lift sensor	●	●
Collision sensor	●	●
Tilt sensor	●	●
ACCESSORIES		
Reference Station	(●)	(●)
Active wheel brushes	(●)	(●)

(●) = Accessory

*Working area capacity is variable due to grass type, soil, cutting height, lawn complexity and slope. **Sound level perceived is measured according to ISO11094:1991. N/A= Values were not available at time of printing.



TECHNICAL SPECIFICATIONS

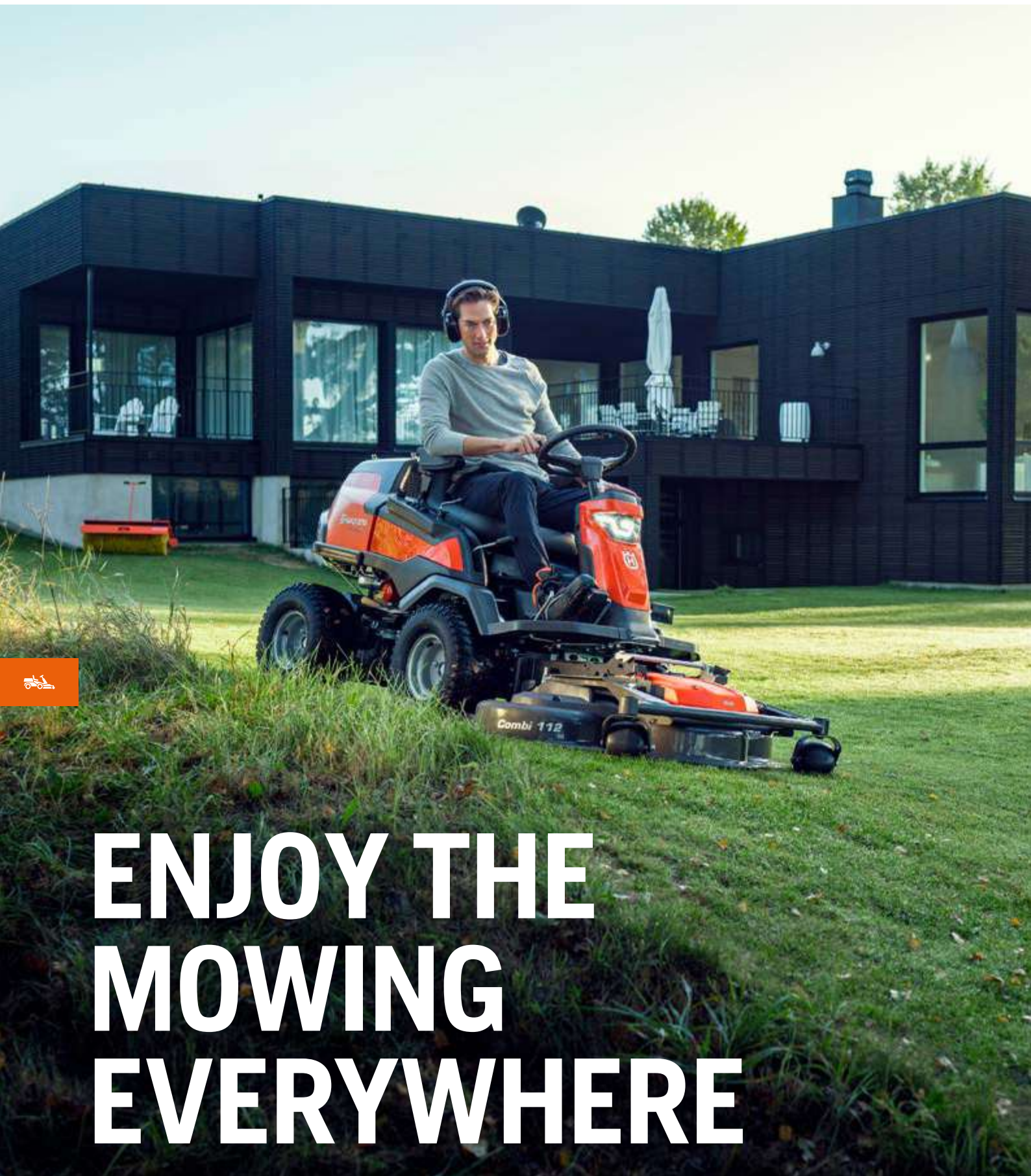
	AUTOMOWER® 105	AUTOMOWER® 305	AUTOMOWER® 310 II	AUTOMOWER® 315 II	AUTOMOWER® 405X
TECHNICAL SPECIFICATIONS					
Working area capacity, m ² (+/- 20%)	600	600	1000	1500	600
Area capacity per hour, m ²	43	55	60	65	62.5
Maximum daily operating time, h	13	10	16	24	10
Maximum slope capacity, inside / by edge, %	25 / 15	40 / 15	40 / 15	40 / 15	40 / 15
Charging current, A	1.3	1.3	1.3A	1.3	1.3
Navigation system and starting points	Irregular / 2	Irregular / 3	Irregular / 3	Irregular / 3	Irregular / 5
Number of guides, pcs	1	1	1	1	1
Charging system	Automatic	Automatic	Automatic	Automatic	Automatic
Search system	Singlesearch	Triplesearch	Triplesearch	Triplesearch	Triplesearch
Brushless drive motor type	DC	DC	DC	DC	DC
Brushless blade motor type	DC	DC	DC	DC	DC
Battery type	Li-ion	Li-ion	Li-ion	Li-ion	Li-ion
Battery capacity, Ah	2.1	2.1	2.1	2.1	2.1
Battery voltage, V	18	18	18	18	18
Power consumption during cutting, W	20	20	25	20	25
Cutting width, cm	17	22	22	22	22
Cutting height, min-max, mm	20-50	20-60	20-50	20-50	20-60
Sound level, dB(A) (measured / guaranteed)*	58 / 61	58 / 60	58 / 60	58 / 60	58 / 61
Extra blades, pcs	9	3	6	6	9
Weight, kg	6.9	9.4	9.4	9.4	9.6
FEATURES					
All-Wheel Drive	—	—	—	—	—
Anti-theft alarm	●	●	●	●	●
Automatic passage handling	—	●	●	●	●
Automower® Connect@HOME	—	●	●	●	●
Automower® Access	—	—	—	—	—
Husqvarna Fleet Services™	—	—	—	—	—
Backlit communication display	●	●	●	●	●
Backlit keypad	—	—	—	—	●
Easy clean - hose washable	—	●	●	●	●
Electric height adjustment	—	—	—	—	●
Frost sensor	—	●	●	●	●
FOTA - software update automatically	—	—	—	—	●
GPS theft tracking	—	(●)	(●)	(●)	●
Husqvarna EPOS Technology	—	—	—	—	—
EPOS Reference Station	—	—	—	—	—
GPS-assisted navigation	—	—	—	—	●
LED headlights	—	—	—	—	●
Lift and tilt sensor	●	●	●	●	●
Precise area management	—	—	—	—	—
PIN code lock	●	●	●	●	●
Professional control	—	—	—	—	—
Profiles	—	●	●	●	●
Remote object detection	—	—	—	—	—
Automower® Club solution	—	—	—	—	—
Spot cutting	—	●	●	●	●
Spiral cutting	●	●	●	●	●
Tilt sensor	●	●	●	●	●
Ultrasonic sensor	—	—	—	—	—
Weather timer	—	●	●	●	●
ACCESSORIES AVAILABLE					
Automower® Connect	—	(●)	(●)	(●)	●
Fairway kit	—	—	—	—	—
Front head lights	—	—	—	—	●
Housing	—	(●)	(●)	(●)	(●)
Rough terrain kit	—	(●)	(●)	(●)	(●)
Soft carry bag	—	(●)	(●)	(●)	(●)
Wall hanger	—	(●)	(●)	(●)	(●)
Wheel brush kit	—	(●)	(●)	(●)	(●)
Body colour options	(●)	(●)	(●)	(●)	(●)

● = Available (●) = Accessory — = Not available

*Noise emissions in the environment measured as sound power (LWA) in conformity with EC directive 2000 / 14 / EC. The guaranteed sound power level includes variation in production as well as variation from the text code with 1-3 dB(A)

	AUTOMOWER® 415X	AUTOMOWER® 430X	AUTOMOWER® 435X AWD	AUTOMOWER® 450X	AUTOMOWER® 520	AUTOMOWER® 535 AWD	AUTOMOWER® 550	AUTOMOWER® 550 EPOS
1500	3200	3500	5000	2200	3500	5000	5000	
62.5	135	145	208	90	145	208	208	
24	24	24	24	24	24	24	24	
40/15	45/15	70/50	45/15	45/15	70/50	45/15	45/15	
1.3	4.2	7.0	7.0	2.2	7.0	7.0	7.0	
Irregular /5	Irregular /5	Irregular /5	Irregular /5	Irregular /5	Irregular /5	Irregular /5	Irregular	
1	2	2	3	3	3	3	Virtual guides (3)	
Automatic	Automatic	Automatic	Automatic	Automatic	Automatic	Automatic	Automatic	
Tripsearch	Quadsearch	Triplesearch	Pentasearch	Pentasearch	Quadsearch	Pentasearch	EPOS Guidance	
DC	Ultrasilent drive, DC	Ultrasilent drive, DC	Ultrasilent drive, DC	Ultrasilent drive, DC	Ultrasilent drive, DC	Ultrasilent drive, DC	Ultrasilent drive, DC	
DC	3-phase, DC	3-phase, DC	3-phase, DC	3-phase, DC	3-phase, DC	3-phase, DC	3-phase, DC	
Li-ion	Li-ion	Li-ion	Li-ion	Li-ion	Li-ion	Li-ion	Li-ion	
2.1	5.2	5	10.4	3.2	5	10.4	10.4	
18	18	18	18	18	18	18	18	
25	30	40	35	30	40	35	35	
22	24	22	24	24	22	24	24	
20-60	20-60	30-70	20-60	20-60	30-70	20-60	20-60	
58 / 61	56/58	60/62	58/59	58/59	60/62	60/61	60 / 61	
9	9	9	9	6	6	6	6	
9.6	130	17.3	139	11.5	17.0	13.5	14.2	
—	—	●	—	—	●	—	—	
●	●	●	●	●	●	●	●	
●	●	●	●	●	●	●	●	
●	●	●	●	●	●	●	●	
—	—	●	—	—	—	—	—	
—	—	—	—	●	●	●	●	
●	●	●	●	●	●	●	●	
●	●	●	●	●	●	●	●	
●	—	—	—	—	—	—	—	
●	●	●	●	●	●	●	●	
●	—	—	—	—	—	—	—	
●	—	●	—	—	●	—	●	
●	●	●	●	●	●	●	●	
—	—	—	—	—	—	—	●	
—	—	—	—	—	—	—	(●)	
●	●	●	●	●	●	●	●	
●	●	●	●	—	—	—	●	
●	●	●	●	●	●	●	●	
—	—	—	—	—	—	—	●	
●	●	●	●	●	●	●	●	
—	—	—	—	●	●	●	●	
●	●	●	●	●	●	●	●	
—	—	●	●	—	●	●	●	
●	●	●	●	●	●	●	●	
—	—	—	—	—	—	●	—	
●	●	●	●	●	●	●	●	
●	●	●	●	●	●	●	●	
●	●	●	●	●	●	●	●	
—	—	●	●	—	●	●	●	
●	●	●	●	●	●	●	●	
—	(●)	—	(●)	(●)	—	(●)	(●)	
●	●	●	●	—	—	—	●	
(●)	(●)	(●)	(●)	(●)	(●)	(●)	—	
(●)	(●)	—	(●)	●	—	●	●	
(●)	(●)	—	(●)	(●)	—	(●)	—	
(●)	(●)	—	(●)	(●)	—	(●)	(●)	
(●)	(●)	—	(●)	●	—	●	●	
(●)	(●)	(●)	(●)	(●)	(●)	(●)	—	





ENJOY THE MOWING EVERYWHERE

Husqvarna Riders reach places you never thought possible, helping you work in narrow spaces, on slopes and across all types of terrain. But you'll find there's more to a Husqvarna Rider than just that. Our range of machines are specifically designed to offer different working solutions for different needs. With different mowing options and a wide range of attachments for everything from mowing to snow throwing, they deliver a new level of performance.



WHAT YOU GET AND HOW WE DO IT



SUPERIOR MANOEUVRABILITY

The articulated steering gives first-class manoeuvrability and facilitates driving around obstacles such as trees, bushes and flower beds.



MOWING ACCESSIBILITY

Front-mounted cutting deck gives excellent overview of the working area, allowing you to trim edges and reach into corners and under bushes with ease.



OPTIMISED DRIVER'S POSITION

Safety, stability and traction on both flat ground and hillsides. The rider's low centre of gravity contributes to excellent traction and user comfort.



PRODUCING A HEALTHY LAWN

Our Combi cutting decks feature the superior BioClip® mulching technology, which refines grass clippings into natural fertiliser, providing a rich, green and healthy lawn.



DRIVING PLEASURE

Husqvarna Riders are easy and fun to drive with precise steering, pedal-operated hydrostatic transmissions and intuitive controls.





RIDERS



Smart display. The intuitive overview and display will give you real time updates on your rider's status.



Husqvarna BioClip® – excellent mulching technology where clippings and leaves are repeatedly circulated through the blades and cut into small pieces, to become a natural fertiliser.

Integrated tool carrier. Bring your handheld machines or batteries with you and charge them with the 12V outlet.

Increased comfort. The seat slides on a 10-degree incline, providing a correct angle of the knees regardless of the driver's height.

Power steering. Effortless turning of the wheel and increased manoeuvrability to reach the tight areas.

Powerful LED lights. Headlights with 180-degree coverage that will make it possible to keep going long past dusk, increasing productivity.

XChange Drive-in-drive-out attachment frame. Makes it easier than ever to change your rider's attachment. The deck can be flipped into service position and the attachment changed quickly and without the use of tools which minimises downtime.

Heavy-duty design. Reinforced transmission, a durable, redesigned chassis and a tough, robust frame ready to take on the toughest of jobs.

All-wheel-drive. The AWD adds traction and allows for a dependable mowing experience, no matter the surface.



HUSQVARNA 400 SERIES

A NEW GENERATION OF MOWING EFFICIENCY

When mowing a lawn, efficiency and cut quality are obvious factors that make the difference. However, there are many more things to consider. With the new generation of Riders, Husqvarna adds new levels of convenience and performance to the mix. The 400 series are a robust and powerful Rider with commercial performance in a compact, user-friendly package. The best of two worlds, really.

STAY CONNECTED, STAY INFORMED

The 300 and 400 series have connectivity built in. With your Husqvarna Connect app you can easily access your Rider's runtime data and status. You also get help with troubleshooting as well as advice on how to best care for your product. For professional users, the connectivity also makes it possible to connect to Husqvarna Fleet Services™.



Not all features shown are available on all models.



CARE

Find out more on page 267



HUSQVARNA BIOCLIP® – SUPERIOR MULCHING TECHNOLOGY

Husqvarna BioClip® is a great way to take care of grass clippings and fallen leaves. With BioClip® the clippings and leaves are repeatedly circulated through the blades and cut into small pieces, before dropping to the lawn. These cuttings are so small that they pass through the grass, down to the soil, working as a natural fertiliser. It's a convenient and environmentally friendly way to get a healthy, green lawn.



LARGE AREAS OR SMALL COMPLEX GARDENS

With cutting widths ranging from 85 to 180cm you will easily find a Husqvarna Rider that suits your preference and your garden, whether it is large and widespread or narrow and complex. Their excellent manoeuvrability and the superb accessibility offered by the front-mounted cutting decks make these ride-on mowers perform in a class of their own.



INTRODUCING THE HUSQVARNA RIDER COLLECTION SERIES

Now you can achieve a tidy lawn without clippings while enjoying all the pleasures of driving a Husqvarna Rider. The Rider Collection offers great mowing performance, both in terms of excellent manoeuvrability and problem-free collection with superior capacity.



The powerful ACTech™ auger transports the clippings without clogging and compacts it to fill the collector optimally.



The large collector is comfortably emptied with a push of this button.



CUTTING AND COLLECTING

The cutting deck on the Rider Collection has a special design with counter-rotating blades that efficiently cuts the grass and throws the clippings backwards to the auger. Available with a 103cm or 112cm cutting width.

MORE MOWING, LESS EMPTYING

The combination of a powerful auger compressing the grass, and a large-volume collector, is the secret behind the superior collecting capacity. The Rider Collection can hold twice the grass volume of a conventional collecting machine, so you can mow a larger area before it's time to empty.



PRODUCT USE GUIDE

Use this guide to help you select the best product for your needs.

TYPE OF USE	MODEL	ENGINE TYPE	CUTTING WIDTH	OVERALL MACHINE WIDTH	OVERALL MACHINE LENGTH	DRIVE SYSTEM	CUTTING SYSTEM		
							MULCH	REAR EJECT	COLLECTION
 OCCASIONAL USE	R 112C	Single	85cm	90cm	212cm	Hydrostatic	●	●	
	R 112iC	Li-ion	85cm	88.3cm	212cm	Electric	●	●	
	R 214T	V-Twin	94cm / 103cm	100cm / 108cm*	223cm	Hydrostatic	●	●	
	R 214TC	V-Twin	94cm	100cm	223cm	Hydrostatic	●	●	
	R 216T AWD	V-Twin	94cm / 103cm	100cm / 108cm*	223cm	Hydrostatic AWD	●	●	
 FREQUENT USE (DEMANDING DOMESTIC / LANDOWNER)	R 320X AWD	Single	103cm / 112cm	108cm / 118cm*	226cm / 228cm*	Hydrostatic AWD	●	●	
	R 316TX	V-Twin	103cm / 112cm	108cm / 118cm*	226cm / 228cm*	Hydrostatic	●	●	
	R 316TsX AWD	V-Twin	103cm / 112cm	108cm / 118cm*	226cm / 228cm*	Hydrostatic AWD	●	●	
	RC 318T	V-Twin	103cm / 112cm	109cm / 118cm*	240cm	Hydrostatic			●
	RC 320Ts AWD	V-Twin	103cm / 112cm	109cm / 118cm*	240cm	Hydrostatic AWD			●
 PART-TIME USE (LANDOWNER / LANDSCAPER USE)	R 419TsX AWD	V-Twin	103cm / 112cm	108cm / 118cm*	229cm / 230cm*	Hydrostatic AWD	●	●	
	R 420TsX AWD	V-Twin	112cm / 122cm	118cm / 128.5cm*	230cm / 254cm*	Hydrostatic AWD	●	●	
 FULL-TIME USE (PROFESSIONAL)	P 524EFi	V-Twin EFi	112cm / 122cm	118cm / 128.5cm*	249cm / 252cm*	Hydrostatic AWD	●	●	
	P 525DX	Diesel	132cm / 155cm	138cm / 161cm*	268cm / 275cm*	Hydrostatic AWD	●	●	
	P 535HX	Diesel Hybrid	132 / 155 / 180cm	161cm / 186cm*	TBC	Digital AWD	●	●	

The product selector is only to be used as a guide. Please visit your local Authorised Husqvarna dealer for more information.

* - Overall width / length with larger cutting width Combi deck. ○ Not the optimum solution.

NOTE: Overall machine dimensions are approximate and to be used as a guide only. Husqvarna reserve the right to change specification detail without prior notice.

RECOMMENDED LAWN AREA					ALL YEAR ROUND USE			PAGE
SMALL	MEDIUM	MEDIUM / LARGE	LARGE	PROFESSIONAL GROUNDS MAINTENANCE	FRONT MOUNT ACCESSORIES	POWERED FRONT MOUNT ACCESSORIES	TRAILED ACCESSORIES	
●	○						○	184
●	●		●				●	184
●	●	○			●		●	185
●	●	○			●		●	185
●	●	○			●		●	185
●	●	●	○		●	●	●	186
●	●	●	○		●	●	●	186
●	●	●	○		●	●	●	187
●	●	●	○				●	188
●	●	●	○			●	●	188
●	●	●	●	○		●	●	190
	●	●	●	○		●	●	190
	●	●	●	●	●	●	●	200
			●	●	●	●	●	202
			●	●	●	●	●	205





OCCASIONAL AND DEMANDING OCCASIONAL USE



The 100 series rider is designed for domestic use in small to medium areas. The compact platform with 85cm Combi cutting deck ensures you can cut more grass in less time leaving an excellent finish without the worry of disposing of grass clippings.

The 200 series are designed for more demanding domestic and landowner use. Additional 200 series features include box frame chassis, larger exhaust silencer for lower noise, service position for deck cleaning and maintenance and a comfort seat. With 2 smaller Combi deck options available, the 200 series riders are also just as well suited working in medium size open expanses.

Ideal for applications including:

- **Small to medium lawns**
- **Complex areas with obstacles**
- **Confined areas**
- **All year round use**

R 112C

UPDATED


Compact rider designed for domestic use on smaller areas. Excellent manoeuvrability allows easy navigation in confined and complex areas. BioClip® cutting deck provides excellent cutting results.

- BioClip® cutting deck
- Supplied with cutting deck
- 65cm uncut circle

Engine	Engine size / Power	Transmission	Cutting width
Husqvarna 413AE	344cm ³ / 6.4kW	Hydrostatic	85cm
Model	Order PNC	RRP ex VAT	RRP inc VAT
R 112C	967 17 84-02		

R 112iC



Compact battery powered rider designed for domestic use on smaller areas. Excellent manoeuvrability allows easy navigation in confined and complex areas. BioClip® cutting deck provides excellent cutting results.

- BioClip® cutting deck
- Up to 3000m² per charge
- Keypad with savE™
- Dynamic Mowing
- 65cm uncut circle
- Bluetooth connectivity

Battery type	Voltage	Transmission	Cutting width
Li-ion	52V	Electric drive	85cm
Model	Order PNC	RRP ex VAT	RRP inc VAT
R 112iC	967 84 82-01		

R 214TC **UPDATED**



Powerful compact rider designed for demanding domestic and landowner use on small to medium size areas. With a powerful Husqvarna V-twin engine, this rider offers superb efficiency and manoeuvrability.

- BioClip® cutting deck
- Hour meter
- Turn key start
- Service position
- 30cm uncut circle
- Supplied with cutting deck

Engine	Engine size / Power	Transmission	Cutting width
Husqvarna 586AE	586cm³ / 11.3kW	Hydrostatic	94cm
Model	Order PNC	RRP ex VAT	RRP inc VAT
R 214TC	970 54 23-01		

R 214T **UPDATED**



Powerful compact rider designed for demanding domestic and landowner use on small to medium size areas. With a powerful Husqvarna V-twin engine, this rider offers superb efficiency and manoeuvrability. Choice of cutting widths.

- BioClip® cutting decks
- Hour meter
- Turn key start
- Service position
- 30cm uncut circle

Engine	Engine size / Power	Transmission	Cutting width
Husqvarna 586AE	586cm³ / 11.3kW	Hydrostatic	94cm / 103cm
Model	Order PNC	RRP ex VAT	RRP inc VAT
R 214T Unit	970 54 22-01		
Combi 94cm	967 15 22-01		
Combi 103cm	967 15 23-01		
Unit + Combi 94cm	Total RRP		
Unit + Combi 103cm	Total RRP		

COMBI CUTTING DECKS - 200 SERIES



Combi cutting decks offering two cutting methods: BioClip® and rear ejection. As the deck is stamped from a single piece of metal, with no seams and sharp bends to trap cuttings, the result is market-leading mulching and super-efficient ejection. Fits to R 214T and 216T AWD.

Cutting deck	Order PNC	RRP ex VAT	RRP inc VAT
Combi 94cm	967 15 22-01		
Combi 103cm	967 15 23-01		

REPLACEMENT BLADES

Cutting deck	Combi 94cm	Combi 103cm
Blade type	Mulch x 3	
PNC	579 65 25-10	504 18 82-10

R 216T AWD **UPDATED**



High specification rider designed for demanding domestic and landowner use on small to medium size areas. Features a powerful Husqvarna V-twin engine and AWD ideal for tackling the most demanding conditions. Choice of cutting width.

- BioClip® cutting decks
- Hour meter
- Turn key start
- Service position
- 30cm uncut circle
- LED Headlights

Engine	Engine size / Power	Transmission	Cutting width
Husqvarna 586AE	586cm³ / 11.3kW	Hydrostatic AWD	94cm / 103cm
Model	Order PNC	RRP ex VAT	RRP inc VAT
R 216T AWD Unit	970 54 24-01		
Combi 94cm	967 15 22-01		
Combi 103cm	967 15 23-01		
Unit + Combi 94cm	Total RRP		
Unit + Combi 103cm	Total RRP		



FREQUENT USE



Highly specified and versatile riders for demanding domestic and landowner use. Ideal for confined complex areas as well as open expanses. Additional 300 series features include attachment frame for powered front attachments, hour meter, fully floating deck for uneven areas and high back comfort seat. With 2 Combi deck options available the 300 series riders are adaptable to suit different requirements. With the option of AWD and a range of front attachments they are also suited to all year round use. All machines feature Bluetooth Connectivity through the Husqvarna Connect App.

Ideal for applications including:

- **Medium to large lawns**
- **Complex areas with obstacles**
- **Confined areas**
- **All year round use**

R 320X AWD



Versatile rider designed for frequent demanding domestic / landowner use. AWD transmission provides improved traction on more demanding ground conditions. Choice of front attachments for maximum flexibility.

- BioClip® cutting decks
- Headlights & digital display
- Powered front attachments
- Service position
- 30cm uncut circle
- Turn key start

Engine	Engine size / Power	Transmission	Cutting width
B&S Endurance	500cm ³ / 10.5kW	Hydrostatic AWD	103cm / 112cm
Model	Order PNC	RRP ex VAT	RRP inc VAT
R 320X AWD Unit	970 54 53-01		
Combi 103cm	967 15 24-01		
Combi 112cm	967 18 85-01		
Unit + Combi 103cm	Total RRP		
Unit + Combi 112cm	Total RRP		

R 316TX



Easy to use versatile rider designed for frequent demanding domestic / landowner use. High torque V-Twin engine provides smooth and efficient mowing, even in demanding conditions. Choice of cutting widths.

- BioClip® cutting decks
- Headlights & digital display
- Powered front attachments
- Service position
- 30cm uncut circle

Engine	Engine size / Power	Transmission	Cutting width
Kawasaki FS V-Twin	603cm ³ / 9.6kW	Hydrostatic	103cm / 112cm
Model	Order PNC	RRP ex VAT	RRP inc VAT
R 316TX Unit	970 54 27-01		
Combi 103cm	967 15 24-01		
Combi 112cm	967 18 85-01		
Unit + Combi 103cm	Total RRP		
Unit + Combi 112cm	Total RRP		

R 316TsX AWD **UPDATED**



High specification, versatile rider designed for frequent demanding domestic / landowner use. Easy to use, with high torque V-Twin engine, AWD, power steering and attachment frame allows efficient and effective all year round use in a range of applications.

- BioClip® cutting decks
- Service position
- Power steering & Efficiency pack
- 30cm uncut circle
- Headlights & digital display
- Powered front attachments

Engine	Engine size / Power	Transmission	Cutting width
Kawasaki FS V-Twin	603cm ³ / 9.8kW	Hydrostatic AWD	103cm / 112cm
Model	Order PNC	RRP ex VAT	RRP inc VAT
R 316TsX AWD Unit	970 54 29-01		
Combi 103cm	967 15 24-01		
Combi 112cm	967 18 85-01		
Unit + Combi 103cm	Total RRP		
Unit + Combi 112cm	Total RRP		



COMBI CUTTING DECKS - 300 SERIES



Combi cutting decks offer two cutting methods: BioClip® and rear ejection. As the deck is stamped from a single piece of metal, with no seams and sharp bends to trap cuttings, the result is market-leading mulching and super-efficient ejection. Fits to all 300 series models.

Cutting deck	Order PNC	RRP ex VAT	RRP inc VAT
Combi 103cm	967 15 24-01		
Combi 112cm	967 18 85-01		

REPLACEMENT BLADES

Cutting deck	Combi 103cm	Combi 112cm
Blade type	Mulch x 3	
PNC	504 18 82-10	504 18 81-10

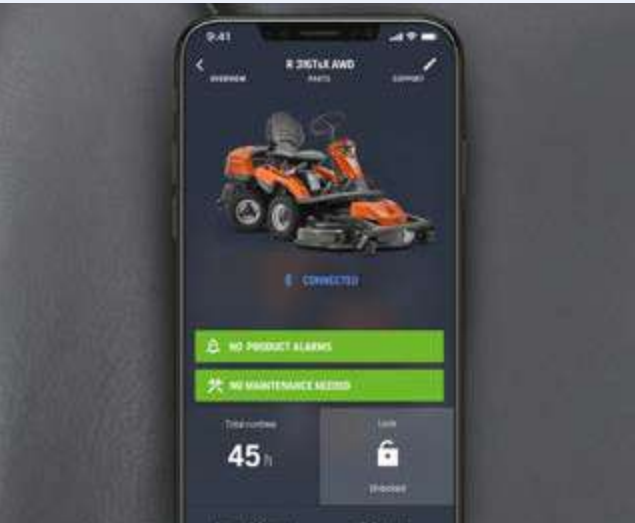
ALL YEAR ROUND USE

Range of attachments. Pages 192 - 193



HUSQVARNA CONNECT APP

Stay connected to your 300 series rider direct from your smartphone. Available from App Store and Google Play.





FREQUENT USE



Highly specified and versatile riders with grass collection for demanding domestic and landowner use. Ideal for confined complex areas as well as open expanses. Standard RC 300 series features include ACTech™ problem-free grass collection, service position, hour meter, fully floating deck for uneven areas and high back comfort seat. With 2 cutting deck options available, the RC 300 series riders are adaptable to suit different requirements. With the option of AWD they are able to tackle more demanding situations.

Ideal for applications including:

- **Medium to large lawns**
- **Complex areas with obstacles**
- **Confined areas**
- **All year round use**

RC 320Ts AWD



High-specification Rider with ACTech™ collection system with anti-clog auger and large collection capacity. Powerful twin cylinder engine with Turn Key start, empty bag and select collection mode from seat. Model features AWD which provides improved traction on more demanding ground conditions and power steering. Choice of cutting widths.

- Collection cutting decks
- ACTech™ anti-clog auger
- Service position
- All wheel drive
- 50cm uncut circle
- Compacting 300 litre collector
- LED Headlights & hour meter
- Power steering

RC 318T



High-specification Rider with ACTech™ collection system with anti-clog auger and huge collection capacity. Powerful twin cylinder engine with Turn Key start, empty bag and select collection mode from seat. Choice of cutting widths.

- Collection cutting decks
- ACTech™ anti-clog auger
- Service position
- 50cm uncut circle
- Compacting 300 litre collector
- Headlights & hour meter

Engine	Engine size / Power	Transmission	Cutting width
B&S Endurance V-Twin	656cm ³ / 12.6kW	Hydrostatic	103cm / 112cm
Model	Order PNC	RRP ex VAT	RRP inc VAT
RC 318T Unit	967 62 87-02		
103cm	967 97 81-01		
112cm	967 97 82-01		
Unit + 103cm	Total RRP		
Unit + 112cm	Total RRP		



The high capacity collection auger compacts grass clippings in to the integrated collector. The collector is easily emptied from the driver's seat by the push of a button.



The specially designed cutting deck has counter-rotating blades that efficiently cuts the grass and feed the auger. The service position allows for easy cleaning and maintenance.



All controls are grouped together maximising user comfort and ensuring safe control. Turn key start allows easy starting, no choke needed, just turn the key and go.

Engine	Engine Size / Power	Transmission	Cutting width
B&S Endurance V-Twin	656cm ³ / 12.6kW	Hydrostatic AWD	103cm / 112cm
Model	Order PNC	RRP Ex VAT	RRP Inc VAT
RC 320Ts AWD Unit	967 62 88-02		
103cm	967 97 81-01		
112cm	967 97 82-01		
Unit + 103cm	Total RRP		
Unit + 112cm	Total RRP		

CUTTING DECKS - RC 300 SERIES



Cutting decks designed specifically for Rider Collection models. As the deck is stamped from a single piece of metal, with no seams and sharp bends to trap cuttings, the result is excellent cutting performance. Fits to RC 300 series models only.

Cutting deck	Order PNC	RRP ex VAT	RRP inc VAT
103cm	967 97 81-01		
112cm	967 97 82-01		

REPLACEMENT BLADES

Cutting deck	103cm	112cm
Blade type	Collection	
PNC (LH)	590 74 94-10	588 82 43-10
PNC (centre)	588 82 44-10	588 82 44-10
PNC (RH)	590 74 94-20	588 82 43-20

 **Locate your nearest dealer**
Visit: www.husqvarna.com/uk/dealer-locator

DID YOU KNOW?

The unique ACTech™ collection system compacts the grass collecting significantly more when compared to conventional collection systems.





PART-TIME USE



High performance, versatile riders designed for demanding landowner and landscaper use on medium to large areas. The machines have an exceptional work rate due to high manoeuvrability and the ability to access tight restricted areas. Additional 400 series features include XChange Drive-in-drive-out attachment frame for tool-less attachment change, hydraulic lift and ergonomic fully adjustable cockpit. Built with the capacity to maintain larger areas, together with the optional all year round attachments make them a highly versatile all round machine.

Ideal for applications including:

- Larger lawns
- Farm and country estates
- Sports facilities
- Grounds maintenance
- All year round use

R 420TsX AWD



Compact high performance AWD rider designed for demanding part time use. Extremely manoeuvrable making it ideal for tight and complex areas. XChange Drive-in-drive-out attachment frame lets you change attachments quickly and without the use of tools. Ideally suited for all year round use. Model features AWD which provides improved traction on more demanding ground conditions and power steering. Choice of cutting widths.

- BioClip® cutting decks
- Drive-in-drive-out attachments
- Power steering
- All wheel drive
- Optional cargo holder
- 70cm uncut circle
- High intensity LED Headlights
- Hydraulic lift
- Digital dashboard
- Husqvarna Connect

R 419TsX AWD



Compact high performance AWD rider designed for demanding part time use. Extremely manoeuvrable making it ideal for tight and complex areas. New XChange attachment frame lets you change attachments quickly and without the use of tools. Ideally suited for all year round use.

- BioClip® cutting decks
- Drive-in-drive-out attachments
- Power steering & hydraulic lift
- 70cm uncut circle
- Headlights & digital display
- Powered front attachments

Engine	Engine size / Power	Transmission	Cutting width
B&S Pro-Series V-Twin	656cm ³ / 11.8kW	Hydrostatic AWD	103cm / 112cm
Model	Order PNC	RRP ex VAT	RRP inc VAT
R 419TsX AWD Unit	967 64 83-01		
Combi 103cm	967 64 89-01		
Combi 112cm	967 64 90-01		
Unit + Combi 103cm	Total RRP		
Unit + Combi 112cm	Total RRP		



XChange Drive-in-drive-out attachment frame. Makes it easier than ever to change your rider's attachment. The deck can be flipped into service position and the attachment changed quickly and without the use of tools.



Increased comfort. The seat slides on a 10-degree incline, securing a correct angle of the knees regardless of the driver's height. The steering column height is also adjustable.



All controls are grouped together maximising user comfort and ensuring safe control. Smart display. The new intuitive overview and display will give you real time updates on your rider's status.

Engine	Engine Size / Power	Transmission	Cutting width
Kawasaki FS V-Twin	726cm ³ / 14.0kW	Hydrostatic AWD	112cm / 122cm
Model	Order PNC	RRP Ex VAT	RRP Inc VAT
R 420TsX AWD Unit	967 64 84-01		
Combi 112cm (2019 4 series mount)	967 64 90-01		
Combi Turf 122cm (2019 4 series mount)	967 64 91-01		
Unit + Combi 112cm	Total RRP		
Unit + Combi 122cm	Total RRP		



GET THE HUSQVARNA CONNECT APP!

COMBI CUTTING DECKS - 400 SERIES



XChange Combi cutting decks offer two cutting methods: BioClip® and rear ejection. As the deck is stamped from a single piece of metal, with no seams and sharp bends to trap cuttings, the result is market-leading mulching and super-efficient ejection. Fits to all 400 Series 2019 >

* **NOTE** Combi 122cm fits R 420TsX AWD only

Cutting deck	Order PNC	RRP ex VAT	RRP inc VAT
Combi 103cm	967 64 89-01		
Combi 112cm	967 64 90-01		
Combi 122cm*	967 64 91-01		

REPLACEMENT BLADES

Cutting deck	Combi 103cm	Combi 112cm	Combi 122cm
Blade type	Mulch x 3		
PNC	504 19 04-10	504 18 78-10	535 42 94-10



Locate your nearest dealer

Visit: www.husqvarna.com/uk/dealer-locator

ALL YEAR ROUND USE

Range of XChange Drive-in-drive-out attachments. Pages 192 - 193



HUSQVARNA RECOMMEND

The cargo holder accessory allows additional items such as a handheld blower or personal items to be carried securely on the machine hood.



Model	Order PNC	RRP ex VAT	RRP inc VAT
Cargo Holder	594 98 83-01		



RIDER ACCESSORIES



The perfect lawn requires more than simply cutting. Additional maintenance is needed for optimum health and appearance. Towed accessories are an efficient way of getting excellent results with ease. The comprehensive range of powered and non-powered front mount accessories also enables true year round use, making maximum use of your investment.

FLAIL MOWER



Robust, reliable flail mower for rough areas with overgrown grass and low brushwood. 90cm working width.

Fits to	Order PNC
300 Series	966 41 61-01
RRP ex VAT	RRP inc VAT

FLAIL MOWER



Robust, reliable flail mower for rough areas with overgrown grass and low brushwood. 90cm working width.

Fits to	Order PNC
RC 320Ts AWD	596 28 98-01
RRP ex VAT	RRP inc VAT

FLAIL MOWER



Robust, reliable flail mower for rough areas with overgrown grass and low brushwood. 100cm working width.

Fits to	Order PNC
400 Series 2019>	596 28 92-01
RRP ex VAT	RRP inc VAT

BROOM



Power broom for sweeping of sand, gravel and leaves. Adjustable working angle from driver's seat. Max working width 95cm.

Fits to	Order PNC
300 Series	587 02 46-01
RRP ex VAT	RRP inc VAT

BROOM



Power broom for sweeping of sand, gravel and leaves. Adjustable working angle from driver's seat. Max working width 95cm.

Fits to	Order PNC
RC 320Ts AWD	593 02 43-01
RRP ex VAT	RRP inc VAT

BROOM



Power broom for sweeping of sand, gravel and leaves. Adjustable working angle from driver's seat. Max working width 120cm.

Fits to	Order PNC
400 Series 2019>	596 28 87-01
RRP ex VAT	RRP inc VAT

SNOW BLADE



Snow blade for clearing paths and driveways. Can be set to different angles. Requires rubber strip 531 02 12-40. Working width 120cm.

Fits to	Order PNC
200 Series	965 07 09-01
RRP ex VAT	RRP inc VAT

SNOW BLADE



Snow blade for clearing paths and driveways. Can be set to different angles. Requires rubber strip 531 02 12-40. Working width 120cm.

Fits to	Order PNC
300 Series	966 41 59-01
RRP ex VAT	RRP inc VAT

SNOW BLADE



Snow blade for clearing paths and driveways. Can be set to different angles. Requires rubber strip 531 02 12-40. Working width 125cm.

Fits to	Order PNC
400 Series 2019>	596 29 00-01
RRP ex VAT	RRP inc VAT

SNOW THROWER



Highly effective, heavy-duty single-stage thrower designed for use on AWD models. Working width 100cm.

Fits to	Order PNC
300 Series AWD	967 27 67-01
RRP ex VAT	RRP inc VAT



SNOW THROWER



Highly effective, heavy-duty single-stage thrower designed for the most demanding conditions. Working width 100cm.

Fits to	Order PNC
400 Series 2019>	596 28 93-01
RRP ex VAT	RRP inc VAT

TRAILER 275



Folding tailgate for easy loading and unloading. Loading dimensions (L x W x H): 125 x 83 x 31cm. Load capacity 225kg.

Fits to	Order PNC
100 - 400 Series	501 00 82-01
RRP ex VAT	RRP inc VAT

SWEEPER



Robust sweeper with extra high capacity collection. Foldable for easy storage. Adjustable height setting. Working width 112cm.

Fits to	Order PNC
200 - 400 Series	586 63 65-01
RRP ex VAT	RRP inc VAT

ROLLER



Fill with water or sand to add weight. Use for levelling uneven ground or consolidating newly sown seed. Working width 91cm.

Fits to	Order PNC
200 - 400 Series	965 89 94-01
RRP ex VAT	RRP inc VAT

ATTACHMENT PLATFORM



Attachment platform for aerator, plug aerator and dethatcher. Attachments are easily changed without tools.

Fits to	Order PNC
200 - 400 series	586 63 72-01
RRP ex VAT	RRP inc VAT

AERATOR



Allows air, water and nutrients to reach the soil. Rustproof blades. Requires platform.

Fits to	Order PNC
Attachment	586 63 69-01
RRP ex VAT	RRP inc VAT

PLUG AERATOR



Creates ground plugs which allow air, water and nutrients to reach the soil. Knives are rustproof. Requires platform.

Fits to	Order PNC
Attachment	588 21 27-01
RRP ex VAT	RRP inc VAT

DETHATCHER



Removes moss, for a healthier lawn. The spring tines are heat-treated for extra durability. Requires platform.

Fits to	Order PNC
Attachment	586 63 68-01
RRP ex VAT	RRP inc VAT

SPREADER 75



Ideal for applying seed, fertiliser or salt. Spreading width of 300 - 360cm. Capacity of 70kg. Adjustable flow.

Fits to	Order PNC
200 - 400 series	967 02 72-01
RRP ex VAT	RRP inc VAT

GRAVEL HARROW



Sturdy harrow with rubber wheels. Has spring tines that fold when you reverse. Working width 110cm.

Fits to	Order PNC
200 - 400 series	953 51 24-01
RRP ex VAT	RRP inc VAT

COUNTERWEIGHT



For increased grip and improved control when using attachments. Recommended on 2WD models. Weight 18kg.

Fits to	Order PNC
200 - 400 Series	953 53 49-01
RRP ex VAT	RRP inc VAT

RIDER COVER



Tailored rider cover made from water resistant nylon with adjustable drawstring and ventilation holes.

Fits to	Order PNC
All models	505 63 08-70
RRP ex VAT	RRP inc VAT


XS800 CHARGER



Charges all 12 V lead-acid batteries from 1.2-32Ah and is suitable for maintenance charging up to 100Ah.

Fits to	Order PNC
All models	579 45 01-03
RRP ex VAT	RRP inc VAT


LOADING RAMPS



Designed for riders, corrosion resistant aluminium with anti-slip surface. 20cm wide and 150cm long (200cm also available).

Fits to	Order PNC
Up to 450kg	505 69 90-40
RRP ex VAT	RRP inc VAT

LOADING RAMPS



Designed for larger riders, corrosion resistant aluminium with anti-slip surface. 26cm wide and 200cm long (150cm also available).

Fits to	Order PNC
Up to 1000kg	505 69 90-45
RRP ex VAT	RRP inc VAT



TECHNICAL SPECIFICATIONS

	R 1121C	R 112C	R 214C	R 214TC	R 214T	R 216T AWD
Engine manufacturer	—	Husqvarna	Husqvarna	Husqvarna	Husqvarna	Husqvarna
Engine name	—	HS 413AE	HS 413AE	HS 586AE	HV 586AE	HV 586AE
Net power at preset rpm, kW	—	8.4@3000	8.4@3000	11.3@3100	9.9@3100	11.3@3100
Battery, V/Ah	50.4 / 38.5	12 / 21	12 / 24	12/24	12/24	12/24
Engine lubrication type	—	Pressure	Pressure	Pressure	Pressure	Full pressure
Fuel tank volume, litres	—	4	12	12	12	12
Transmission type	Electric	Hydrostatic	Hydrostatic	Hydrostatic	Hydrostatic	Hydrostatic AWD
Transmission manufacturer	—	Hydro-Gear	Tuff Torq	Tuff Torq	Tuff Torq	Tuff Torq
Sound power level, guaranteed (LWA), dB(A)*	96	99	99	98	99	99
Sound pressure level at operators ear, dB(A)**	80	85	84	83	83	84
Vibration level steering wheel, m/s ² ***	0.1	1.1	—	2.5	2.5	2.5
Vibration level seat, m/s ² ***	0.27	0.5	—	0.7	0.7	0.7
Cutting methods	BioClip® / Rear ejection	BioClip® / Rear ejection	BioClip® / Rear ejection	BioClip® / Rear ejection	BioClip® / Rear ejection	BioClip® / Rear ejection
Cutting width, min-max, cm	85	85	94	94	94-103	94-103
Cutting height, min-max, mm	25-75	25-70	25-75	25-75	25-75	25-75
Uncut circle, cm	65	65	30	30	30	30
Blades	2	2	3	3	3	3
Collector volume, litres	—	—	—	—	—	—
Tyre dimensions	155/50-8	155/50-8	170/60-8	170/60-8	170/60-8	170/60-8
Base machine, height, cm	106.9	108	107	107	107	112
Base machine, length, cm	211.9	212	192.2	223	190	196
Base machine, width, cm	88.3	88	88.3	100	89	89
Weight, kg	161	190	191	244	208	226
FEATURES						
ACTech™	—	—	—	—	—	—
Adjustable steering wheel	●	—	●	●	●	●
All-Wheel-Drive	—	—	—	—	—	●
Articulated steering	—	—	●	●	●	●
Attachment frame	●	—	—	—	—	—
XChange attachment frame	—	—	—	—	—	—
Automatic blade engagement	●	●	●	●	●	●
Cargo holder	—	—	—	—	—	—
External fuel cap	—	●	●	●	●	●
Front-mounted cutting deck	●	●	●	●	●	●
Headlights	—	—	—	—	—	●
Dual LED headlights	—	—	—	—	—	—
HMI Display	●	—	—	—	—	—
Hour meter	●	—	●	●	●	●
Hydraulic equipment lift	—	—	—	—	—	—
Integrated Connectivity - Husqvarna Connect	●	—	—	—	—	—
Pivoting rear axle	●	●	●	●	●	●
Power steering	—	—	—	—	—	—
Service position	—	—	●	●	●	●
Transparent fuel tank	—	●	●	●	●	●
Turn key start	●	—	●	●	●	●
12 V socket outlet	—	—	—	—	—	—
CUTTING DECKS						
Combi 85	●	●	—	—	—	—
Combi 94	—	—	●	●	(●)	(●)
Combi 103	—	—	(●)	(●)	(●)	(●)
Combi 112	—	—	—	—	—	—
Combi 122	—	—	—	—	—	—

● = Available (●) = Accessory — = Not available *Noise emissions in the environment measured and calculated as guaranteed sound power level according to EC-Directive 2000/14/EC. The guaranteed sound power level includes variation in production as well as variation from the test code with 1-2 dB(A). **Sound pressure level according to ISO 5395 an EN 836. Reported data for sound pressure level has a typical statistical dispersion (standard deviation) of 1.2 dB(A). Noise emissions and sound pressure level can be influenced by the cutting unit used. Declared figures are for the machine equipped with the most used cutting unit for the specific mower model. For further information, see the operator's manual. ***Vibration level according to ISO 5395 and EN 836. Reported data for vibration has a typical statistical dispersion of 0.2 m/s² (steering wheel) and 0.8 m/s² (seat).

	R 320X AWD	R 316TX	R 316TsX AWD	RC 318T	RC 320Ts AWD	R 419TsX AWD	R 420TsX AWD
	Briggs & Stratton	Kawasaki	Kawasaki	Briggs & Stratton	Briggs & Stratton	Briggs & Stratton	Kawasaki
	Endurance Series	FS Series V-Twin	FS Series V-Twin	Endurance Series V-Twin	Endurance Series V-Twin	Pro Series V-Twin	FS Series V-Twin
	10.5 @ 2900	9.6 @ 2900	9.8 @ 3100	12.6 @ 3000	12.6 @ 3000	11.8 @ 2900	14.0 @ 3000
	12 / 24	12/24	12/24	12/5.5	12/5.5	12/24	12/24
	Full pressure	Full pressure	Full pressure	Full pressure	Full pressure	Full pressure	Full pressure
	12	12	12	12	12	17	17
	Hydrostatic AWD	Hydrostatic	Hydrostatic AWD	Hydrostatic	Hydrostatic AWD	Hydrostatic AWD	Hydrostatic AWD
	Kanzaki	Tuff Torq	Kanzaki	Tuff Torq	Tuff Torq	Tuff Torq	Tuff Torq
	99	98	99	100	100	99	98
	84	83	84	85	85	83	82
	2.5	2.5	2.5	2.5	2.4	2.4	2.7
	0.7	0.7	0.7	0.7	0.7	0.2	0.2
	BioClip® / Rear ejection	BioClip® / Rear ejection	BioClip® / Rear ejection	Collect / Non collect	Collect / Non collect	BioClip® / Rear ejection	BioClip® / Rear ejection
	103-112	103-112	103-112	103-112	103-112	103-112	112-122
	25-75	25-75	25-75	25-75	25-75	25-75	25-75
	30	30	30	50	50	70	70
	3	3	3	3	3	3	3
	—	—	—	300	300	—	—
	170/60-8	170/60-8	170/60-8	16 x 6.5-8	16 x 6.5-8	200/65-8	200/65-8
	115	115	115	128.4	129.5	117.8	117.8
	202	202	202	208.9	208.9	207	207
	89	89	89	103	103.5	96.4	96.4
	253	238	248	326	328	304	325
	—	—	—	●	●	—	—
	●	●	●	●	●	●	●
	●	—	●	—	●	●	●
	●	●	●	●	●	●	●
	●	●	●	●	●	●	●
	—	—	—	—	—	●	●
	●	●	●	●	●	●	●
	—	—	—	—	—	●	●
	●	●	●	●	●	●	●
	●	●	●	●	●	●	●
	—	—	—	●	●	—	—
	●	●	●	●	●	●	●
	●	●	●	●	●	●	●
	●	—	—	●	●	●	—
	—	—	●	●	●	●	●
	—	—	—	—	—	—	—
	—	—	—	—	—	—	—
	(●)	(●)	(●)	(●)	(●)	(●)	—
	(●)	(●)	(●)	(●)	(●)	(●)	(●)
	—	—	—	—	—	—	(●)



NOMINAL POWER A new machinery directive (2006/42/EC) came into force on January 1, 2010, requiring manufacturers to declare the nominal power of engines, in kilowatts (kW). The power rating of the engines indicated is the average net power output during a normal working situations and meets applicable noise regulations (at specified rpm, see owner manual) of a typical production engine for the engine model measured to SAE standard J 1349/ISO 1585. Mass production engines may differ from this value. Actual power output for the engine installed in the final machine will depend on the operating speed, environmental conditions and other variables.



GET THE JOB DONE QUICKLY, WELL AND ANYWHERE



High power and extreme versatility in a compact, durable format. That's the winning formula behind the commercial-grade front mowers from Husqvarna. With their efficient cutting decks and a wide range of useful attachments, these agile machines will help increase your daily turnover all year round, whether you prefer diesel, petrol or hybrid technology.



WHAT YOU GET. HOW WE DO IT.

SUPERIOR MANOEUVRABILITY

The articulated steering system allows the rear pair of wheels to swing in underneath the machine. The result is superior manoeuvrability with a minimum turning radius at full lock. The compact size together with the articulated steering makes it easy to manoeuvre the machine in narrow spaces and tricky areas.



EXCELLENT ACCESSIBILITY AND CONTROL

The front-mounted cutting decks give excellent overview of the working area, enabling precise, close-up trimming. The off-set design of the cutting Combi 155 / X enables easy handling of corners and trimming against walls and fences, while the low profile gives unbeatable accessibility in under fences, bushes, park benches etc.



ALL-TERRAIN DRIVING PERFORMANCE

All-Wheel Drive (AWD) ensures traction on uneven, wet and slippery areas and slopes. The machine's low centre of gravity in combination with the high-performing AWD-system gives excellent slope and hillside stability. AWD automatically adjusts the traction on all wheels depending on situation and ground condition. Equipped with high-specified variable piston pumps with separate gear boxes for the front and rear axle. The Hybrid P 535HX uses individual electric wheel motors with traction control for maximum performance in even the most demanding conditions.





REDUCE FOLLOW-UP TRIMMING – SAVE TIME AND MONEY

Studies* show that large-scale commercial mowers only mow about 65% of the total area of the areas they work on. The remaining 35% has to be taken care of later, using a walk-behind mower or a trimmer. The result is markedly lower productivity and more expensive labour costs. And in the end, reduced profitability. The reason for this is that most commercial Ride-on mowers aren't designed for the complex lawn shapes that professional landscapers have to deal with on a daily basis. The exception is our 500 series of compact front mowers. These machines offer lots of smart solutions that reduce the amount of follow-up trimming to 20%. Which means you finish the job earlier and can be on the way to the next one.



* Studies comparing the mowing productivity of a rear-wheel steered front mower equipped with 155cm cutting deck versus a Husqvarna P 500 equipped with 132cm cutting deck, carried out during a full cutting season.

EFFICIENT ERGONOMICS MAXIMISE PRODUCTIVITY

Our commercial front mowers are equipped with ergonomic operator's interface for a comfortable ride during long working hours. Controls are easily accessible and designed for optimum user comfort. The heavy-duty hydraulic-cylinder power steering makes driving less strenuous. Large wheels both front and back provide optimal riding comfort, great accessibility and less risk of damaging delicate surfaces.



BUILT FOR YEARS OF COMMERCIAL USE

The rigid, reinforced heavy-duty steel ladder frame has an open design for excellent serviceability. For improved durability the complete rear wagon is in one piece ductile cast iron. The high-performance Combi cutting decks are stamped from a single piece of steel plate and has durable, flat-free support wheels with air-filled core to provide good dampening and smooth operation with maximum uptime.



VERSATILE ALL-SEASON USAGE

A wide range of cutting decks and attachments will make your front mower exceptionally versatile, all year round. The smart quick coupling allows attachments to be changed quickly and efficiently with a minimum of standard tools. Equipped with solid and hardened PTO shaft for maximum efficiency and durability. Husqvarna P 525DX is also available in a cabin-equipped version.



ACCESSIBLE SERVICE POINTS FOR EASY MAINTENANCE

The tilting hood and easy-access servicing points make the daily maintenance checks and servicing easy. The cutting deck features greasable mandrels that are easy to reach from above, while the service position facilitates cleaning and service under the cutting deck.

CUTTING DECKS COMBINING EFFICIENCY AND EXCELLENT CUTTING RESULT

The R180 rear discharge cutting deck utilises the hybrid power of the P 535HX to maximise the mowing capacity. The Combi 132 and 155 cutting decks (available for Husqvarna P 535HX and P 52DX) can be used for both BioClip® (mulching) and rear discharge. The deck shell has been stamped out of one solid piece of steel, allowing for an optimised airflow, which is the main reason for the high efficiency. The Combi decks are made from 4.5mm steel and are equipped with replaceable side skid wears, for a long and reliable product life.



ELECTRONIC FUEL INJECTION MORE POWER – LESS FUEL AND EMISSIONS

The P 524EFI is equipped with electronic fuel injection (EFI). Thanks to the efficient combustion, it delivers the additional power and torque you need to maintain a higher speed in uneven terrain. It also contributes to lower fuel consumption and less emissions. Starting is easy too, since there's no need for a manual choke. Just turn the key and go.



FULL-TIME USE



P 524Efi



Compact commercial petrol-machine that offers excellent manoeuvrability in complex areas. The electronic fuel injection (EFI) increases power and torque, while lowering fuel consumption and emissions. It also makes starting easy by eliminating the need for a manual choke.

- Powerful 2-cylinder Kawasaki EFI engine.
- Unique articulated steering concept creates a dynamic weight transfer on the front wheels, maximising traction in all conditions.
- Class-leading handling on slopes, thanks to a combination of the steering concept, AWD and a low centre of gravity.
- Commercial-grade components for uncompromised durability and maximum uptime.
- Ergonomically designed operator interface with all controls within easy reach.
- Heavy-duty square tube ladder frame (4–10mm) with an open design for easy service access.
- The Combi deck makes it easy to switch between mulching and rear discharge.
- The cutting deck can be tilted up without tools, for easy cleaning and maintenance.

The P 500 series high capacity commercial front mowers are designed for professional grounds maintenance over large expanses and areas with high complexity. Powerful and extremely versatile in a compact yet durable package with highly efficient cutting decks and a wide range of all year use attachments. The P 500 machines will help increase your daily turnover all year round, whether you prefer diesel, petrol or hybrid power.

Ideal for applications including:

- **Professional grounds maintenance**
- **Large areas with complexity**
- **Parks and sports facilities**
- **Large residential**
- **Holiday parks**
- **All year round use**

Engine	Engine size / Power	Transmission	Cutting width
Kawasaki EFI V-Twin	726cm ³ / 15.6kW	Hydrostatic AWD	112 / 122cm
Model	Order PNC	RRP ex VAT	RRP inc VAT
P 524Efi Unit	967 84 81-01		
Combi 112cm	967 69 35-01		
Blade Kit (3 blades)	504 18 78-10		
Combi 122cm	967 29 37-01		
Blade Kit (3 blades)	535 42 94-10		
Unit + Combi 112cm	Total RRP		
Unit + Combi 122cm	Total RRP		



COMBI 112 / 122



High performance compact Combi cutting decks offering two cutting methods: BioClip® and rear ejection. Market-leading mulching performance and super-efficient ejection. 112cm & 122cm cutting widths.

Fitment	Order PNC	RRP ex VAT	RRP inc VAT
Combi 112	967 69 35-01		
Combi 122	967 29 37-01		

FLAIL MOWER



Robust, reliable flail mower for rough areas with overgrown grass and low brushwood. 100cm working width, 5 working heights.

Fitment	Order PNC	RRP ex VAT	RRP inc VAT
P 524EFi	966 79 65-01		

GRAVEL HARROW



Front-mounted attachment ideal for loosening compacted gravel surfaces and cutting of weed roots. Adjustable cutting depth. 125cm working width.

Fitment	Order PNC	RRP ex VAT	RRP inc VAT
P 524EFi	587 93 20-01		

BROOM



Rotating broom for sweeping up leaves, debris and light snow. Can be angled to either side. Adjustable working angle, working width 114cm / 120cm

Fitment	Order PNC	RRP ex VAT	RRP inc VAT
P 524EFi	966 79 63-01		

RAKE



Rear-mounted rake to be used in combination with gravel harrow for levelling gravel and collecting weed. Lowered and lifted electrically from the seat.

Fitment	Order PNC	RRP ex VAT	RRP inc VAT
P 524EFi	587 93 25-01		

SNOW BLADE



Snow blade for clearing paths and driveways. Can be set to different angles. Requires rubber strip 531 00 71-34. Working width 125cm

Fitment	Order PNC	RRP ex VAT	RRP inc VAT
P 524EFi	966 83 30-01		

FOLDING PLOUGH



Folding plough with mechanical blade adjustment, can be used as V-plough, point or diagonal plough. Equipped with rubber scraper blade. Working width 120cm.

Fitment	Order PNC	RRP ex VAT	RRP inc VAT
P 524EFi	966 85 01-01		

GRAMMER SEAT - P 524EFi



Deluxe seat with options for personal settings for optimum ergonomics. Available with or without heated seat. Armrests available as accessories.

Fitment	Order PNC	RRP ex VAT	RRP inc VAT
P 524EFi	966 95 42-01		
Heated	966 95 42-02		





P 525DX



Highly productive large capacity diesel machine for long shifts in very large areas.

- Powerful 1123cm³ Kubota 3-cylinder diesel engine.
- Unique articulated steering concept creates a dynamic weight transfer on the front wheels, which maximises traction in all conditions.
- The steering concept in combination with AWD and a low centre of gravity provides excellent handling on slopes.
- Commercial-grade components means uncompromised durability and maximum uptime.
- Ergonomic driver interface with modern graphic display and easy-access to all controls.
- Built-in connectivity module allows connection to Husqvarna Fleet Services™.
- Heavy-duty square tube ladder frame (4 – 10mm) with an open design for easy service access.
- PTO Shaft for maximum efficiency and versatility.
- The Combi deck makes it easy to switch between mulching and rear discharge.
- Extra wide tyres and high transport speed (18.5km/h).
- Supplied with hydraulic kit.
- LED headlights

P 525DX WITH CABIN



Highly productive large capacity diesel machine fitted with cabin for long shifts and all year use in very large areas.

- Powerful 1123cm³ Kubota 3-cylinder diesel engine.
- Unique articulated steering concept creates a dynamic weight transfer on the front wheels, which maximises traction in all conditions.
- The steering concept in combination with AWD and a low centre of gravity provides excellent handling on slopes.
- Commercial-grade components means uncompromised durability and maximum uptime.
- Ergonomic driver interface with modern graphic display and easy-access to all controls.
- Built-in connectivity module allows connection to Husqvarna Fleet Services™.
- Heavy-duty square tube ladder frame (4 – 10mm) with an open design for easy service access.
- PTO shaft for maximum efficiency and versatility.
- The Combi deck makes it easy to switch between mulching and rear discharge.
- Extra wide tyres and high transport speed (18.5km/h)
- Spacious cabin with large glass front window with wiper, glass doors and Grammer seat.
- Vibration-isolated from the chassis, resulting in significantly lower noise and vibrations.
- Supplied factory fitted and equipped with hydraulic kit, LED light kits and counter weight. Cabin can be removed for summer use.

Engine	Engine size / Power	Transmission	Cutting width
Kubota D 1105 diesel	1123cm ³ / 18.7kW	Fast Hydrostatic AWD	132 / 155cm
Model	Order PNC	RRP ex VAT	RRP inc VAT
P 525DX Unit	967 98 53-01		
Combi 132	967 97 83-01		
Combi 132X	967 97 85-01		
Combi 155	967 97 84-01		
Combi 155X	967 97 86-01		
Unit + Combi 132X	Total RRP		
Unit + Combi 155X	Total RRP		

Engine	Engine size / Power	Transmission	Cutting width
Kubota D 1105 diesel	1123cm ³ / 18.7kW	Fast Hydrostatic AWD	132cm / 155cm
Model	Order PNC	RRP ex VAT	RRP inc VAT
P 525DX with Cabin - Unit	967 98 54-01		
Combi 132	967 97 83-01		
Combi 132X	967 97 85-01		
Combi 155	967 97 84-01		
Combi 155X	967 97 86-01		
Unit + Combi 132X	Total RRP		
Unit + Combi 155X	Total RRP		



COMBI 132 / 155



Commercial Combi decks offering both BioClip® (mulching) and rear ejection. The decks have a low profile heavy duty box frame and replaceable side skid wears. The shell has been stamped from a single piece of 4.5mm thick piece of metal to optimise airflow, resulting in cutting high efficiency. Both deck sizes feature manual height adjustment.

Cutting width	Cutting heights	Height adjustment	Offset position
132cm / 155cm	25 - 127mm	Manual	Combi 155 only
Model	Order PNC	RRP ex VAT	RRP inc VAT
Combi 132	967 97 83-01		
Blade Kit (3 blades)	586 19 88-10		
Combi 155	967 97 84-01		
Blade Kit (3 blades)	586 19 89-10		

COMBI 132X / 155X



Commercial Combi decks offering both BioClip® (mulching) and rear ejection. The decks have a low profile heavy duty box frame and replaceable side skid wears. The shell has been stamped from a single piece of 4.5mm thick piece of metal to optimise airflow, resulting in cutting high efficiency. Both deck sizes feature hydraulic height adjustment, adjustable from the seat. Hydraulic kit required when used with P 520D.

Cutting width	Cutting heights	Height adjustment	Offset position
132cm / 155cm	25 - 127mm	Hydraulic	Combi 155X only
Model	Order PNC	RRP ex VAT	RRP inc VAT
Combi 132X	967 97 85-01		
Blade Kit (3 blades)	586 19 88-10		
Combi 155X	967 97 86-01		
Blade Kit (3 blades)	586 19 89-10		





P 535HX WITH HYBRID TECHNOLOGY. A NEW SMARTER WAY.

SMART GREEN SPACE MANAGEMENT

The most powerful front mower in the Husqvarna commercial range. Two electric motors power the wheel drive axles, while the PTO and electric generator are powered by a 1123cm³ Kubota diesel engine. The 20" wheels, all-wheel drive and articulated steering make it easy to manoeuvre even in rough terrain and complex areas. Prepared for high capacity cutting decks up to 180cm, providing an excellent result in any terrain. Commercial-grade components and ease of service make for uncompromised durability and maximum uptime.



LOWER EMISSIONS AND INCREASED OUTPUT

The incorporation of dual-energy sources combined with high efficiency in the Hybrid system enables high power output yet maintained in a compact and agile format. The power train reduces the vehicle's overall fuel consumption, CO₂ footprint and operational cost. Through an energy efficient electric drive vs normal hydrostatic drive, the energy efficiency in the machines propulsion system is improved by up to 50%. Hence depending on drive cycle, the fuel consumption is lowered by up to 30% when compared to a 19kW conventional diesel front mower working under the same conditions.

OPTIMISED PERFORMANCE WITH HYBRID POWER TRAIN

The P 535HX can be operated in two different drive modes. Electric mode is used during transportation vastly reducing emissions. Hybrid mode combines the diesel engine and battery buffer for maximum performance. Modes continuously adjust depending on cutting conditions. In normal conditions the power from the diesel engine is used to both operate the front attachment through the PTO, the propulsion and recharging of the batteries if needed. In demanding conditions, the power from the diesel engine is used to just operate the front attachment through the PTO. Power for propulsion is taken from the battery.





P 535HX

NEW HYBRID



Powerful Hybrid commercial front mower. Two electric motors power the wheel drive axles, while the PTO and electric generator are powered by a 1123cm³ Kubota diesel engine.

- Hybrid technology using a combination of powerful 1123cc Kubota 3- cylinder diesel engine, electric generator and electric drive motors.
- Hybrid energy storage system using 4.2kWh Li-Ion 52 V batteries. Batteries are recharged when the PTO is engaged.
- Unique articulated steering concept creates a dynamic weight transfer on the front wheels, which maximises traction in all conditions.
- Electric All-Wheel Drive (AWD) with battery only quiet transport mode.
- The electric AWD propulsion system is electronically controlled via integrated sensors which ensures optimised traction. The drive wheels individually and automatically set the correct speed in all situations.
- The steering concept in combination with AWD and a low centre of gravity provides excellent handling on slopes.
- Commercial-grade components means uncompromised durability and maximum uptime.
- Ergonomic driver interface with intuitive hi-resolution touch colour screen and easy access to all controls.
- Built-in connectivity module allows connection to Husqvarna Fleet Services™.
- Heavy-duty square tube ladder frame (4 – 10mm) with an open design for easy service access.
- Engine powered PTO shaft.
- Choice of cutting decks from 132 - 180cm. X variant Combi decks feature hydraulic height adjustment.
- Extra wide tyres and high transport speed (19.5km/h)
- HVO100 ready, Hydrogenated Vegetable Oils (HVO) is a 100% synthetic diesel made from renewable materials.
- Supplied equipped with hydraulic kit.

Engine	Engine size / Power	Transmission	Cutting width
Kubota D 1105 diesel	1123cm ³ / 17.8kW	Electric AWD	132 - 180cm
Model	Order PNC	RRP ex VAT	RRP inc VAT
P 535HX Unit	967 98 55-03		
Combi 132X	967 97 85-01		
Combi 155X	967 97 86-01		
R180	967 98 56-01		
Unit + Combi 132X	Total RRP		
Unit + Combi 155X	Total RRP		
Unit + R 180	Total RRP		

COMBI 132X / 155X



Commercial Combi decks offering both BioClip® (mulching) and rear ejection. The decks have a low profile heavy duty box frame and replaceable side skid wears. The shell has been stamped from a single piece of 4.5mm thick piece of metal to optimise airflow, resulting in cutting high efficiency. Both deck sizes feature hydraulic height adjustment, adjustable from the seat.

Cutting width	Cutting heights	Height adjustment	Offset position
132cm / 155cm	25 - 127mm	Hydraulic	Combi 155X only
Model	Order PNC	RRP ex VAT	RRP inc VAT
Combi 132X	967 97 85-01		
Blade Kit (3 blades)	586 19 88-10		
Combi 155X	967 97 86-01		
Blade Kit (3 blades)	586 19 89-10		

R180

NEW



Professional, high-capacity rear discharge cutting deck. The R180 is a heavy-duty 180cm cutting deck with rear discharge, for use with Husqvarna P 535HX. Designed for the professional user seeking a wide, high-performance cutting deck for efficient mowing of large areas and long dense grass. Shaft driven with bevel gear. Requires counterweight.

Cutting width	Cutting heights	Height adjustment	Offset position
180cm	30 - 90mm	Manual	N/A
Model	Order PNC	RRP ex VAT	RRP inc VAT
R180	967 98 56-01		
Blade (single)	599 42 15-01		



P 500 D / HX ACCESSORIES



A full range of attachments designed to increase the flexibility of your investment whilst allowing true all year round use. The range consists of PTO and hydraulic controlled front mount attachments all designed for full time commercial use and optimised for use with the P 500 Series.



FLAIL MOWER



PTO driven flail mower with reinforced bevel gear. Excellent mulch performance in dense vegetation. Supplied with solid tyres. Working width 120cm. Requires counterweight.

Fitment	Order PNC	RRP ex VAT	RRP inc VAT
P 525DX / 535HX	596 86 75-01		

BROOM



PTO driven large diameter broom with adjustable working angle. Max/ min working width 130/120cm. Requires counterweight & hydraulic kit (P 520D).

Fitment	Order PNC	RRP ex VAT	RRP inc VAT
All models	590 45 00-01		

UTILITY BUCKET



Hydraulic adjustment of angling and emptying. Working width 120cm. Loading capacity 65kg. Requires counterweight & hydraulic kit (P 520D).

Fitment	Order PNC	RRP ex VAT	RRP inc VAT
All models	965 99 74-01		

WEED BRUSH



PTO driven rotating steel brush for removal of weeds and dirt on paths and curbstones. Angle adjustable from seat. Diameter 50cm. Requires hydraulic kit (P 520D).

Fitment	Order PNC	RRP ex VAT	RRP inc VAT
All models	587 93 28-01		

BLOWER



PTO driven blower with powerful low noise fan capable of 80 m³/min air flow. 360 degree rotating air outlet adjustable from seat. Requires hydraulic kit (P 520D).

Fitment	Order PNC	RRP ex VAT	RRP inc VAT
All models	587 93 29-01		



SPREADER



Electric spreader for gritting and de-icing on walkways. Stepless adjustable roller speed. The galvanised bucket holds 70 litres.

Fitment	Order PNC	RRP ex VAT	RRP inc VAT
All models	967 33 98-01		

SNOW THROWER



Highly efficient and heavy-duty two-stage snow thrower. 120cm working width, 68cm intake height. Requires counterweight & hydraulic kit (P 520D).

Fitment	Order PNC	RRP ex VAT	RRP inc VAT
All models	590 45 19-01		

FOLDING PLOUGH



Hydraulic adjustable blades. Reversible hardox steel wears with adjustable skid plates. Working width 140cm to 119cm. Requires counterweight & hydraulic kit (P 520D).

Fitment	Order PNC	RRP ex VAT	RRP inc VAT
All models	965 99 72-01		

SNOW BLADE



Rugged steel snow blade. Hydraulic adjustment and 140cm working width. Requires counterweight & hydraulic kit (P 520D). Requires support wheels and rubber scraper.

Fitment	Order PNC	RRP ex VAT	RRP inc VAT
All models	592 75 51-01		

GRAMMER SEAT



Deluxe seat with options for personal settings for optimum ergonomics. Available with or without heated seat. Armrests available as accessories.

Fitment	Order PNC	RRP ex VAT	RRP inc VAT
Standard	967 00 84-01		
Heated	967 00 84-02		

HYDRAULIC KIT



Two auxiliary hydraulic connections to control front-mounted attachments. Includes valve, switch, hoses with connectors and wires.

Fitment	Order PNC	RRP ex VAT	RRP inc VAT
P 520D / 525D	966 75 45-01		

COUNTERWEIGHT



Rear counterweight for improved grip and stability. Must be used when operating front-mounted attachments. Total weight 62kg.

Fitment	Order PNC	RRP ex VAT	RRP inc VAT
All models	529 95 79-01		

! INCREASE YOUR PRODUCTIVITY WITH THE P 500 SERIES

For more information on the Husqvarna P 500 Series and to arrange a product demonstration please contact your local Authorised Husqvarna dealer.

Locate your nearest dealer
Visit: www.husqvarna.com/uk/dealer-locator

For complete accessories range and fitment guide please refer to page 208.





ATTACHMENT GUIDE

MODEL	P 525DX / P 535HX					P 524EFI			
	ATTACHMENT	ORDER PNC	EX VAT	INC VAT	P 525DX	P 535HX	ORDER PNC	EX VAT	INC VAT
CUTTING DECK COMBI 112	—	—	—	—	—	—	967 69 35-01	—	—
CUTTING DECK COMBI 122	—	—	—	—	—	—	967 29 37-01	—	—
CUTTING DECK COMBI 132	967 97 83-01	—	—	—	●	●	—	—	—
CUTTING DECK COMBI 155	967 97 84-01	—	—	—	●	●	—	—	—
CUTTING DECK COMBI 132X	967 97 85-01	—	—	—	●	●	—	—	—
CUTTING DECK COMBI 155X	967 97 86-01	—	—	—	●	●	—	—	—
CUTTING DECK R180	967 98 56-01	—	—	—	—	A	—	—	—
GRAMMER PRIMO M SEAT	967 00 84-01	—	—	—	●	S	966 95 42-01	—	—
GRAMMER PRIMO M SEAT, HEATED	967 00 84-02	—	—	—	●	●	966 95 42-02	—	—
GRAMMER ARM REST KIT, RIGHT	965 89 68-01	—	—	—	●	S	965 89 68-01	—	—
GRAMMER ARM REST KIT, LEFT	965 89 70-01	—	—	—	●	S	965 89 70-01	—	—
RETRACTABLE SAFETY BELT FOR STANDARD SEAT	576 78 34-01	—	—	—	●	●	—	—	—
CENTRAL GREASE KIT	591 12 62-01	—	—	—	●	●	—	—	—
SNOW BLADE, STEEL	592 75 51-01	—	—	—	A	A	966 83 30-01	—	—
RUBBER BLADE (Fits snow blade 966 83 30-01)	—	—	—	—	—	—	531 00 71-34	—	—
SNOW THROWER	590 45 19-01	—	—	—	A	A	966 79 64-01	—	—
UTILITY BUCKET	965 99 74-01	—	—	—	A	A	—	—	—
FLAIL MOWER	596 86 75-01	—	—	—	A	A	966 79 65-01	—	—
FOLDABLE PLOUGH	965 99 72-01	—	—	—	A	A	966 85 01-01	—	—
BROOM	590 45 00-01	—	—	—	A	A	966 79 63-01	—	—
GRAVEL HARROW	—	—	—	—	—	—	587 93 20-01	—	—
RAKE	—	—	—	—	—	—	587 93 25-01	—	—
BLOWER	587 93 29-01	—	—	—	●	●	—	—	—
WEED BRUSH	587 93 28-01	—	—	—	A	A	—	—	—
DROP SPREADER	967 33 98-01	—	—	—	●	●	—	—	—
TRAILER HOOK	587 72 76-01	—	—	—	●	●	—	—	—
ROTATING BEACON LIGHT (ROPS)	966 79 15-01	—	—	—	●	●	—	—	—
POSITION AND TURNING LIGHTS REAR, START KIT 1	966 79 09-01	—	—	—	B	B	—	—	—
LOW SPEED VEHICLE TRIANGLE	966 79 11-01	—	—	—	1	1	—	—	—
POSITION AND TURNING LIGHTS FRONT	966 79 10-01	—	—	—	1	1	—	—	—
NUMBER PLATE KIT, ROPS	966 79 13-01	—	—	—	1	1	—	—	—
ATTACHMENT									
A COUNTERWEIGHT	966 75 49-01	—	—	—	●	●	—	—	—
B CONTROL BOX	966 79 08-01	—	—	—	●	●	—	—	—
C HYDRAULIC KIT	966 75 45-01	—	—	—	S	S	—	—	—

1 **A** = Requires additional attachments and/or parts.

● Suitable ○ Not recommended — Not applicable S - Comes as standard



TECHNICAL SPECIFICATIONS

FRONT MOWERS	P 524EFI	P 525DX / P 525DX WITH CABIN	P 535HX
TECHNICAL SPECIFICATIONS			
Engine manufacturer	Kawasaki	Kubota™	Kubota™
Engine name	FX Series V-Twin	D1105	D1105
Net power at preset rpm, kW	15.6 @ 3000	18.7 @ 3000	17.8 @ 3000
Transmission type	Hydrostatic AWD	Hydrostatic AWD	Electric AWD
Cylinder displacement, cm ³	726	1123	1123
Cylinders	2	3	3
Sound power level, guaranteed (LWA), dB(A) *	104	105	105
Sound pressure level at operator's ear, dB(A) **	88	92	88
Vibration level steering wheel, m/s ² ***	3	1.7	1.2
Vibration level seat, m/s ² ***	0.7	0.7	0.1
Engine cooling	Air	Liquid	Liquid
Generator, A	20	40	40 (12 V) and 80 (48 V)
Battery, V/Ah	12 / 24	12 / 62	12 / 62 (12 V) and 52 / 40 (48 V)
Air filter type	Heavy-duty canister style	Heavy-duty canister style	Heavy-duty canister style
Fuel tank volume, litre	22	25	23
Oil tank volume (incl. oil filter), litre	2.1	3.3	3.3
Transmission manufacturer	Kanzaki	Kanzaki	Benevelli
Transmission model	KTM 23	KTM 23	TX2
Speed forward, min – max, km/h	0 – 13	0 – 18	0 – 19.5
Speed reverse, min – max, km/h	0 – 9	0 – 11	0 – 11
Uncut circle, cm	50	58	58
Optional cutting decks	Combi 112 / 122	Combi 132 / 132X / 155 / 155X	Combi 132 / 132X / 155 / 155X / R 180
Blade engagement	Electric clutch	Electric clutch	Electric clutch
Frame construction type	Ladder frame	Ladder frame	Ladder frame
Seat type	Premium	Full suspension	Full suspension
Tyre size front, inch	18 × 8.5 – 8	20 × 10 – 10	20 × 10 – 10
Tyre size rear, inch	18 × 8.5 – 8	20 × 10 – 10	20 × 10 – 10
Wheelbase, cm	100	106	106
Ground clearance, mm	105	140	134
Base machine length, cm	205	211 / 227	209
Base machine width, cm	98	114 / 125.5	116
Base machine height, cm	ROPS up 192, ROPS down 115	ROPS up 203, ROPS down 133, Cabin 201	ROPS up 204, ROPS down 134
Weight (excluding cutting deck), kg	410	665 / 907	790
FEATURES			
Power steering	●	●	●
All-Wheel Drive (AWD)	●	●	●
Oil cooler	●	●	●
Hydraulic equipment lift	●	●	●
Service position	●	●	●
Hinged armrests	●	●	●
Digital hour meter	●	●	●
12V outlet	●	●	●
ROPS	●	● / –	●
Integrated connectivity	–	●	●
High contrast segment display	●	●	–
Hydraulic attachment kit	–	●	●
Cup holder	●	–	–
Dynamic graphic display	–	–	●
Hybrid driveline	–	–	●

● = Available – = Not available * Noise emissions in the environment measured and calculated as guaranteed sound power level according to EC-Directive 2000/14/EC. The guaranteed sound power level includes variation in production as well as variation from the test code with 1–2 dB(A). Noise emissions and sound pressure level can be influenced by the cutting deck used. Declared figures are for the machine equipped with the most used cutting unit for the specific mower model. For further information, see the Operator's manual. ** Sound pressure level according to EN ISO 5395-1. Reported data for sound pressure level has a typical statistical dispersion (standard deviation) of 1.2 dB(A). *** Vibration level according to EN ISO 5395-1. Reported data for vibration has a typical statistical dispersion of 0.2 m/s² (steering wheel) and 0.8 m/s² (seat).



MASTER THE MOWING AND MORE

A wide range of attachments and choice of several cutting methods give our garden tractors excellent versatility. Ideal for efficient lawn care and various tasks around your land. Choose between three different cutting systems for lawn care then fit a trailer, spreader, snow thrower and more for greater versatility.



WHAT YOU GET AND HOW WE DO IT



FEWER UNCUT AREAS

You can expect excellent results from our top-segment tractors, featuring top-class steering technology. Less vibration, minimised uncut areas and improved manoeuvrability.



EASY PEDAL OPERATION

The pedal-operated hydrostatic transmission ensures easy speed and direction control. Separate pedals for forward and reverse.



FIRST CLASS CUTTING

The reinforced and powder-coated cutting decks give improved durability and corrosion resistance.



COMFORTABLE OPERATION

Change from collecting to mulching mode with a lever on the dashboard, without leaving the seat. The blade rotation is engaged and disengaged by an electric switch.



ALL YEAR ROUND USE

A wide range of attachments and a built-in choice of several cutting methods make our tractors truly versatile and useful all-year-round.





GARDEN TRACTORS



Cruise control allows the tractor to maintain consistent speed, even in rough terrain



Electric blade engagement – simply pull the switch on the control panel



Powerful and durable high-specification engines

Premium seat with armrests for maximum comfort

LED headlights for good visibility in dark conditions



The seat platform automatically changes height as seat is moved to optimise operator's position

The large and low vibration, 108cm collection deck offers improved cut quality

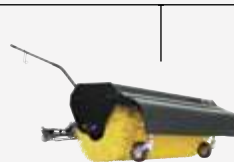




Pivoting, heavy-duty cast front axle ensures excellent balance and driving comfort

Not all features shown are available on all models.

RANGE OF ATTACHMENTS

A wide range of attachments adds more value to your tractor investment, making it truly versatile and useful all year round. Attach a trailer, spreader or a snow blade and complete any tasks with minimum effort.




CARE

Find out more on page 267



MULCHING OPTIONS

Frequently mowed lawns can be fertilised the natural way with the BioClip® function, which is available as standard on the larger TC models. It's also available as an accessory for the 100 series TC models and all TS models. In addition, collectors are available as an accessory for the TS models, while the TC models can be converted to rear ejection by an accessory kit. So you really can't go wrong as long as you choose Husqvarna!



SIZE AND SPECIFICATION

If you're buying your first tractor and have a smaller or mid-sized garden, our user-friendly 100 series is a good choice. Equipped with chokeless start for easy starting and pedal-operated automatic transmission, these compact tractors offer easy and safe operation, making them ideal for beginners.

For a mid-sized or larger garden, you'll need more capacity and comfort. Our 200 series are well-equipped tractors with tight turning radius.



EJECTION OR COLLECTOR

If you mostly cut large areas with long-grown grass, a tractor with side ejection (TS models) is the most suitable choice. If you prefer a tidy cutting result and want to collect grass clippings, leaves and other debris, we recommend a tractor with integrated collector (TC models).





reinforced cutting decks and electric blade engagement to enable excellent manoeuvrability, easier and more efficient mowing with less uncut areas.

If you use your tractor more frequently – even all-year-round – or will be mowing larger areas, you'll appreciate our TS 146TXD. A powerful and well equipped tractor with convenient features to guarantee a superb result. A wide range of attachments and a built-in choice of several cutting methods, give this large capacity excellent usability all-year-round.



PRODUCT USE GUIDE

Use this guide to help you select the best product for your needs.

TYPE OF USE	MODEL	ENGINE TYPE (NO. OF CYLINDERS)	CUTTING WIDTH	OVERALL MACHINE WIDTH	OVERALL MACHINE LENGTH	DRIVE SYSTEM	CUTTING SYSTEM		
							COLLECTION	EJECT	MULCH
 OCCASIONAL USE (DOMESTIC / LANDOWNER)	TS 138	Single	97cm	102cm / 127cm*	176cm	Hydrostatic	○	●	○
	TC 138	Single	97cm	102cm	240cm	Hydrostatic	●	○	○
	TS 142T	V-Twin	107cm	112cm / 124cm*	175cm	Hydrostatic	○	●	○
 DEMANDING OCCASIONAL USE (DOMESTIC / LANDOWNER)	TC 238TX	V-Twin	97cm	102cm	252cm	Hydrostatic	●	○	●
	TC 242T	V-Twin	107cm	112cm	252cm	Hydrostatic	●	○	○
	TC 242TX	V-Twin	107cm	112cm	252cm	Hydrostatic	●	○	●
	TS 146TXD	V-Twin	117cm	122cm / 145cm*	175cm	Hydrostatic	○	●	○

The product selector is only to be used as a guide. Please visit your local Authorised Husqvarna dealer for more information.







○ - Requires additional accessory to be able to perform the function. Please see indicated page for more information.

* - With the ejection chute down

NOTE: Overall machine dimensions are approximate and to be used as a guide only. Husqvarna reserve the right to change specification detail without prior notice.





	RECOMMENDED LAWN AREA				ALL YEAR ROUND USE		PAGE
							
	SMALL	MEDIUM	MEDIUM / LARGE	LARGE	FRONT MOUNT ACCESSORIES	TRAILED ACCESSORIES	
	•	•			•	•	216
	•	•			•	•	216
		•	•		•	•	217
	•	•	•		•	•	218
		•	•		•	•	218
		•	•	•	•	•	219
			•	•	•	•	219





OCCASIONAL USE



Easy to use side eject and rear collect tractors designed for demanding domestic all-year use in smaller to medium-sized areas. Features include Air Induction™ cutting decks for excellent cutting and collection performance and pedal operated transmissions for maximum control.

Ideal for applications including:

- **Demanding domestic use**
- **Smaller to medium sized areas**
- **All year round use**

TS 138



User-friendly tractor with side ejection and powerful Husqvarna Series engine. Converts easily to BioClip® or collection with optional accessories.

- Side Eject (BioClip® optional)
- Air Induction deck™
- Medium back seat
- Optional collector
- Chokeless start

Engine	Engine size / Power	Transmission	Cutting width
Husqvarna Series	500cm ³ / 8.6kW	Hydrostatic	97cm
Model	Order PNC	RRP ex VAT	RRP inc VAT
TS 138	960 41 04-54		
Grass collector	960 73 00-22		
BioClip® plate	960 71 00-03		

TC 138



User-friendly tractor with integrated rear collection and powerful Husqvarna Series engine. Converts easily to BioClip® or rear discharge with optional accessories.

- Rear collect (BioClip® optional)
- Air Induction deck™
- 220 litre collector
- Medium back seat

Engine	Engine size / Power	Transmission	Cutting width
Husqvarna Series	500cm ³ / 8.6kW	Hydrostatic	97cm
Model	Order PNC	RRP ex VAT	RRP inc VAT
TC 138	960 51 02-00		
BioClip® plug	960 71 00-38		
Discharge deflector	960 71 00-41		





TS 142T



High capacity tractor with side ejection and powerful V-Twin engine. Converts easily to BioClip® or collection with optional accessories.

- Side Eject (BioClip® optional)
- Air Induction deck™
- Medium back seat
- Optional collector
- Chokeless start

Engine	Engine size / Power	Transmission	Cutting width
Endurance V-Twin	656cm ³ / 11.1kW	Hydrostatic	107cm
Model	Order PNC	RRP ex VAT	RRP inc VAT
TS 142T	960 41 04-32		
Grass collector	960 73 00-38		
BioClip® Kit	960 71 00-06		

GRASS COLLECTORS



97cm cutting width 2 bin collector with removable bins for easy emptying of grass clippings. 210 litre capacity. 107cm cutting width 3 bin collector with removable bins for easy emptying of grass clippings. 315 litre capacity.

Fits to	Order PNC	RRP ex VAT	RRP inc VAT
97cm TS models	960 73 00-22		
107cm TS models	960 73 00-38		

REPLACEMENT BLADES

Model	TS 138	TS 142T / TX	TC 138
Blade type	Combi x 2	Combi x 2	Collection x 2
PNC	581 11 63-02	532 13 89-71	532 42 79-84 (LH)
PNC			532 42 79-85 (RH)

Locate your nearest dealer
Visit: www.husqvarna.com/uk/dealer-locator

LOOKING FOR MORE FREE TIME?
Husqvarna Automower®. Find out more on page 146



SHARE your stories and photos on your Facebook, Instagram and Twitter by tagging us.

- HusqvarnaUK**
- UK_Husqvarna**
- HusqvarnaUK**



DEMANDING / FREQUENT USE



Powerful V-twin side eject and rear collect tractors for efficient all-year use in medium to large-sized areas. The tractors are ideally suited to demanding domestic and landowner use. Features include Air Induction™ cutting decks for excellent cutting and collection performance, pedal operated transmissions for maximum control and reinforced cutting decks for improved durability. All models feature electric blade engagement.

Ideal for applications including:

- **Demanding domestic use**
- **Landowner use**
- **Medium to large areas**
- **All year round use**

TC 238TX



Premium mid range tractor with integrated rear collection, powerful V-Twin engine and excellent manoeuvrability. Features BioClip from seat and large capacity collector.

- Rear collect / BioClip®
- Air Induction deck™
- Tube bumper
- 320 litre collector
- Turn key start
- High back seat

Engine	Engine size / Power	Transmission	Cutting width
Endurance V-Twin	656cm ³ / 11.1kW	Hydrostatic	97cm
Model	Order PNC	RRP ex VAT	RRP inc VAT
TC 238TX	960 51 01-92		
BioClip® plug	960 71 00-38		
Discharge deflector	960 71 00-41		

TC 242T



High capacity tractor with integrated rear collection and powerful V-twin engine. Converts easily to BioClip® or rear discharge with optional accessories.

- Rear collect (BioClip® optional)
- Air Induction deck™
- High back seat
- 320 litre collector
- Chokeless start

Engine	Engine size / Power	Transmission	Cutting width
Intek V-Twin	656cm ³ / 11.1kW	Hydrostatic	108cm
Model	Order PNC	RRP ex VAT	RRP inc VAT
TC 242T	960 51 01-91		
BioClip® plug	960 71 00-38		
Discharge deflector	960 71 00-41		





TC 242TX



Powerful premium tractor with integrated rear collection. Features new 108cm high performance deck, BioClip adjustable from seat and excellent manoeuvrability.

- Rear collect / BioClip®
- Air Induction deck™
- Tube bumper
- 320 litre collector
- LED Headlights
- High back seat

Engine	Engine size / Power	Transmission	Cutting width
Kawasaki FR V-Twin	726cm ³ / 16.0kW	Hydrostatic	108cm
Model	Order PNC	RRP ex VAT	RRP inc VAT
TC 242TX	960 51 01-93		
BioClip® plug	960 71 00-38		
Discharge deflector	960 71 00-41		

TS 146TXD



High-capacity tractor with side ejection. Powerful V-Twin engine for efficient all year round use. Converts easily to BioClip® or collection with optional accessories.

- Side Eject (BioClip® optional)
- Air Induction deck™
- High back seat
- Optional collector
- Turn key start
- Automatic differential lock

Engine	Engine size / Power	Transmission	Cutting width
Endurance V-Twin	656cm ³ / 11.1kW	Hydrostatic	117cm
Model	Order PNC	RRP ex VAT	RRP inc VAT
TS 146TXD	960 41 04-36		
Grass collector	960 73 00-37		
BioClip® Kit	960 71 00-19		

GRASS COLLECTORS



3 bin collector with removable bins for easy emptying of grass clippings. 315 litre capacity.

Fits to	Order PNC	RRP ex VAT	RRP inc VAT
TS 146TXD	960 73 00-37		

REPLACEMENT BLADES

Model	TC 238TX	TC 242T / TX
Blade type	Collection x 2	Collection x 2
PNC	532 42 79-85 (RH)	594 02 48-02 (RH)
PNC	532 42 79-84 (LH)	594 02 47-02 (LH)

REPLACEMENT BLADES

Model	TS 146XD
Blade type	Combi x 2
PNC	532 40 53-80

Locate your nearest dealer
Visit: www.husqvarna.com/uk/dealer-locator

LOOKING FOR MORE FREE TIME?
Husqvarna Automower®. Find out more on page 146



SHARE your stories and photos on your Facebook, Instagram and Twitter by tagging us.

HusqvarnaUK

UK_Husqvarna

HusqvarnaUK



GARDEN TRACTOR ACCESSORIES



The perfect lawn requires more than simply cutting. Additional maintenance is needed for optimum health and appearance. Towed accessories are an efficient way of getting excellent results with ease. The comprehensive range of accessories also enables true year round use, making maximum use of your investment.

97 cm COLLECTOR



2 bin collector with removeable bins for easy emptying of grass clippings. 210 litre capacity.

Fits to	Order PNC
97 cm TS models	960 73 00-22
RRP ex VAT	RRP inc VAT

107 cm COLLECTOR



3 bin collector with removeable bins for easy emptying of grass clippings. 315 litre capacity.

Fits to	Order PNC
107 cm TS models	960 73 00-38
RRP ex VAT	RRP inc VAT

117 cm COLLECTOR



3 bin collector with removeable bins for easy emptying of grass clippings. 315 litre capacity.

Fits to	Order PNC
117 cm TS models	960 73 00-37
RRP ex VAT	RRP inc VAT

TRACTOR COVER



Tailored tractor cover made from water resistant nylon with adjustable drawstring and ventilation holes.

Fits to	Order PNC
TS 138	505 63 08-80
RRP ex VAT	RRP inc VAT

TRACTOR COVER



Tailored tractor cover made from water resistant nylon with adjustable drawstring and ventilation holes.

Fits to	Order PNC
All other models	505 63 08-82
RRP ex VAT	RRP inc VAT

XS800 CHARGER



Charges all 12 V lead-acid batteries from 1.2-32Ah and is suitable for maintenance charging up to 100Ah.

Fits to	Order PNC
All models	579 45 01-03
RRP ex VAT	RRP inc VAT





TRAILER 275



Folding tailgate for easy loading and unloading. Loading dimensions (L x W x H): 125 x 83 x 31cm. Load capacity 225kg.

Fits to	Order PNC
All models	501 00 82-01
RRP ex VAT	RRP inc VAT

ROLLER



Fill with water or sand to add weight. For levelling ground or consolidating newly sown seed. Working width 91cm.

Fits to	Order PNC
All models	965 89 94-01
RRP ex VAT	RRP inc VAT

SPREADER 75



Ideal for applying seed, fertiliser or salt. Spreading width of 300 - 360cm. Capacity of 70kg. Adjustable flow.

Fits to	Order PNC
All models	967 02 72-01
RRP ex VAT	RRP inc VAT

GRAVEL HARROW



Sturdy harrow with rubber wheels. Has spring tines that fold when you reverse. Working width 110cm.

Fits to	Order PNC
All models	953 51 24-01
RRP ex VAT	RRP inc VAT

ATTACHMENT PLATFORM



Attachment platform for aerator, plug aerator and dethatcher. Attachments are easily changed without tools.

Fits to	Order PNC
All models	586 63 72-01
RRP ex VAT	RRP inc VAT

AERATOR



Allows air, water and nutrients to reach the soil. Rustproof blades. Requires platform.

Fits to	Order PNC
Attachment platform	586 63 69-01
RRP ex VAT	RRP inc VAT

PLUG AERATOR



Creates ground plugs which allow air, water and nutrients to reach the soil. Knives are rustproof. Requires platform.

Fits to	Order PNC
Attachment platform	588 21 27-01
RRP ex VAT	RRP inc VAT

DETHATCHER



Removes moss, for a healthier lawn. The spring tines are heat-treated for extra durability. Requires platform.

Fits to	Order PNC
Attachment platform	586 63 68-01
RRP ex VAT	RRP inc VAT

SNOW BLADE



Blade with protective spring. Use with counterweight. Requires rubber strip 966 00 19-01. Working width 122 cm.

Fits to	Order PNC
All models	544 92 17-01
RRP ex VAT	RRP inc VAT

COUNTERWEIGHT



Rear counterweight for increased grip, to be used with snow blower and snow blade. Weight 25kg. TS version 505 54 92-01

Fits to	Order PNC
TC Models	580 38 97-01
RRP ex VAT	RRP inc VAT

Locate your nearest dealer
Visit: www.husqvarna.com/uk/dealer-locator

LOADING RAMPS



Curved ramps designed for loading of tractors, corrosion resistant aluminium with anti-slip surface. 20cm wide and 200cm long.

Fits to	Order PNC
Up to 450kg	505 69 90-43
RRP ex VAT	RRP inc VAT

LOADING RAMPS



Curved ramps designed for loading of tractors, corrosion resistant aluminium with anti-slip surface. 20cm wide and 150cm long.

Fits to	Order PNC
Up to 450kg	505 69 90-41
RRP ex VAT	RRP inc VAT

HUSQVARNA RECOMMEND
Power 4 Fuel. Pages 290 - 291





TECHNICAL SPECIFICATIONS

Garden tractors with side ejection	TS 138	TS 142T	TS 142TX	TS 146TXD
RECOMMENDATION CHART				
Large-sized residential gardens / landowner areas	○○○	○○○	○○○	●●●
Medium / large-sized residential gardens	○○○	●○○	●○○	●●●
Small / medium-sized residential gardens	●●●	●●●	●●●	●●○
Small-sized residential gardens	●●○	●●○	●●○	●○○
TECHNICAL SPECIFICATIONS				
Engine manufacturer	Briggs & Stratton	Briggs & Stratton	Briggs & Stratton	Briggs & Stratton
Engine name	Intek	Endurance Series V-Twin	Endurance Series V-Twin	Endurance Series V-Twin
Net power at preset rpm, kW	8.6 @ 2600	11.1 @ 2600	11.1 @ 2600	11.1 @ 2600
Engine lubrication type	Pressure with oil filter	Full pressure with oil filter	Full pressure with oil filter	Full pressure with oil filter
Fuel tank volume, litres	5.7	5.7	11.4	15.0
Transmission type	Hydrostatic	Hydrostatic	Hydrostatic	Hydrostatic with automatic differential lock
Sound power level, guaranteed (LWA), dB(A)*	100	100	100	100
Sound pressure level at operators ear, dB(A)**	85	84	85	84
Drive method	Pedal-operated	Pedal-operated	Pedal-operated	Pedal-operated
Cutting methods	Collection/ Mulching / Side discharge	Collection/ Mulching / Side discharge	Collection / Mulching / Side discharge	Collection / Mulching / Side discharge
Cutting width, cm/inch	97/38	107/42	107/42	117/46
Turning radius, cm****	40	40	40	40
Cutting height, min-max, mm	38-102	38-102	38-102	38-102
Cutting deck type	Stamped	Stamped	Stamped, reinforced	Stamped, reinforced
Anti-scalp wheels	—	2	4	4
Blade engagement	Manual	Manual	Electric clutch	Electric clutch
Seat back height	Medium	Medium	High	High
Tyre size, front, inch	15×6-6	15×6-6	15×6-6	15×6-6
Tyre size, rear, inch	18×8.5-8	20×8-8	20×10-8	20×10-8
Base machine, height, cm	101.6	108	108	108
Base machine, length, cm	175.3	175	175	175
Base machine, width, cm	127	124	124	145
Weight, kg	165	200	180	200
FEATURES				
Adjustable sliding seat	●	●	—	●
Air Induction™	●	●	●	●
Cast front axle	—	●	●	●
Chokeless start	●	●	●	●
ClearCut™	—	—	—	—
Cruise control	—	—	●	●
Automatic locking transmission	—	—	—	●
Fender-mounted cutting height adjustment	●	●	●	●
Full collector indicator	—	—	—	—
Headlights	●	●	●	●
Headlights, LED	—	—	—	—
Hour meter with service minder	●	●	●	●
Pedal-operated hydrostatic transmission	●	●	●	●
Reinforced cutting deck	—	—	●	●
Soft rim steering wheel	—	—	●	●
Visible fuel level	—	—	●	●
CUTTING SYSTEMS				
Collector	(●)	(●)	(●)	(●)
Deflector	—	—	—	—
Mulching from seat	—	—	—	—
Mulching plug	(●)	(●)	(●)	(●)

● = Available (●) = Accessory — = Not available

*Noise emissions in the environment measured and calculated as guaranteed sound power level according to EC-Directive 2000/14/EC. The guaranteed sound power level includes variation in production as well as variation from the test code with 1-2 dB(A). **Sound pressure level according to ISO 5395 an EN 836. Reported data for sound pressure level has a typical statistical dispersion (standard deviation) of 1.2 dB(A). Noise emissions and sound pressure level can be influenced by the cutting unit used. Declared figures are for the machine equipped with the most used cutting unit for the specific mower model. ***Vibration level according to ISO 5395 and EN 836. Reported data for vibration has a typical statistical dispersion of 0.2 m/s² (steering wheel) and 0.8 m/s² (seat). ****Measured on trim side turn.



Garden tractors with integrated collection	TC 138	TC 238TX	TC 242T	TC 242TX
RECOMMENDATION CHART				
Large-sized residential gardens / landowner areas	○○○	○○○	○○○	●●●
Medium / large-sized residential gardens	●○○	●○○	●●●	●●●
Small / medium-sized residential gardens	●●●	●●●	●●○	●●○
Small-sized residential gardens	●●○	●●○	●○○	●○○
TECHNICAL SPECIFICATIONS				
Engine manufacturer	Briggs & Stratton	Briggs & Stratton	Briggs & Stratton	Kawasaki
Engine name	Intek	Endurance Series V-Twin	Intek	FR Series
Net power at preset rpm, kW	8.6 @ 2600	11.1 @ 2600	11.1 @ 2600	16.0 @ 2600
Engine lubrication type	Pressure with oil filter	Full pressure with oil filter	Full pressure with oil filter	Full pressure with oil filter
Fuel tank volume, litres	5.7	13.3	9.5	13.3
Transmission type	Hydrostatic	Hydrostatic	Hydrostatic	Hydrostatic
Sound power level, guaranteed (LWA), dB(A)*	100	100	100	100
Sound pressure level at operators ear, dB(A)**	85	84	84	85
Drive method	Lever-operated	Pedal-operated	Pedal-operated	Pedal-operated
Cutting methods	Collection/Mulching	Collection/Mulching	Collection/Mulching	Collection/Mulching
Cutting width, cm/inch	97/38	97/38	108/42	108/42
Turning radius, cm****	40	40	40	40
Cutting height, min-max, mm	38-102	38-102	38-102	38-102
Cutting deck type	Stamped	Stamped, Reinforced	Stamped, Reinforced	Stamped, Reinforced
Anti-scalp wheels	2	2	2	4
Blade engagement	Manual	Electric clutch	Manual	Electric clutch
Collector volume, litres	220	320	320	320
Seat back height	Medium	High	High	High
Tyre size, front, inch	15×6-6	15×6-6	15×6-6	15×6-6
Tyre size, rear, inch	18×8.5-8	18×9.5-8	18×8.5-8	18×9.5-8
Base machine, height, cm	102	102	TBC	107
Base machine, length, cm	240	252	252	252
Base machine, width, cm	102	102	110	110
Weight, kg	211	200	200	200
FEATURES				
Adjustable sliding seat	●	●	●	●
Air Induction™	●	●	●	●
Cast front axle	●	●	●	●
Chokeless start	—	●	●	●
Cruise control	—	—	—	●
Fender-mounted cutting height adjustment	●	●	●	●
Full collector indicator	●	●	●	●
Headlights	●	—	●	—
Headlights, LED	—	●	—	●
Hour meter with service minder	●	●	●	●
Pedal-operated hydrostatic transmission	●	●	●	●
Visible fuel level	—	—	—	—
CUTTING SYSTEMS				
Collector	●	●	●	●
Deflector	(●)	(●)	(●)	(●)
BioClip® from seat	—	●	—	●
BioClip® plug	(●)	—	(●)	—

NOMINAL POWER A new machinery directive (2006/42/EC) came into force on January 1, 2010, requiring manufacturers to declare the nominal power of engines, in kilowatts (kW). The power rating of the engines indicated is the average net power output during a normal working situations and meets applicable noise regulations (at specified rpm, see owner manual) of a typical production engine for the engine model measured to SAE standard J 1349/ISO 1585. Mass production engines may differ from this value. Actual power output for the engine installed in the final machine will depend on the operating speed, environmental conditions and other variables.



MOWING TO A FASTER FINISH



Whether you're using them at work or at home, Husqvarna zero turn mowers get your work done quickly and efficiently. A zero turning radius means no grass is left uncut when you reach the end of a mowing row and make a 180° turn to start the next row. Designed specifically to endure tough working conditions, we've included top ergonomic features and comfortable operator functions to focus on meticulous cutting results.



WHAT YOU GET AND HOW WE DO IT



PRECISE MANOEUVRING

Zero-turn steering with the individual, hydraulic wheel-drive systems provide precise manoeuvring.



COMFORTABLE OPERATION

Large wheels, comfortable seat, excellent overview and conveniently located controls provide a smooth, efficient ride.



SUPERB CUTTING RESULT

The ClearCut™ cutting deck provides a unique combination of durability, performance and cutting results. This design enables superb results for discharge and collection as well as for mulching.



DURABLE DESIGN

The rugged frame and casters are designed to ensure high durability and reduce chassis flex. The maintenance-free zero turn transmission provides trouble-free performance.



INTEGRATED PARKING BRAKE

The automatic parking brake system automatically activates or deactivates as the steering levers are moved outward or inward, which means the user doesn't have to do it.






ZERO TURN MOWERS



Ergonomic control panel conveniently located at your fingertips with electric blade engagement – simply pull the switch



Convenient, spring-assisted cutting deck lift



Anti-slip foot pad



Automatic parking brake integrated in the control levers

ClearCut™ fabricated deck made from welded 3.6mm steel

Not all features shown are available on all models.



CARE

Find out more on page 267



HUSQVARNA CLEARCUT™

SOLID DURABILITY WITH PERFECT CUTTING RESULTS

The ClearCut™ cutting deck boasts a unique combination of durability, performance and cutting results. This design enables superb results for discharge and collection as well as for mulching. The powerful airflow discharges the clippings at high speed to prevent clogging.

- Welded 3.6mm steel structure with side wear protection
- 125mm deck height for high air volume
- Optimally located internal baffles
- High-lift blades for powerful airflow
- Cast-iron spindles for high stability
- Oversized discharge chute



DEMANDING OCCASIONAL USE



High-specification zero turn mower designed to deliver great cutting results without compromising quality or performance. The zero turn mower is ideally suited to demanding domestic and landowner use. Conveniently compact, giving you excellent manoeuvrability, mowing efficiency and mowing comfort. Featuring a highly durable ClearCut™ fabricated steel cutting deck offering excellent clipping dispersal as well as a producing class leading airflow, ideal when used with the optional grass collector.

Ideal for applications including:

- **Demanding domestic use**
- **Landowner use**
- **Medium to large areas**

Z242F



High-specification domestic use zero turn mower with ClearCut™ fabricated deck, ergonomic controls and powerful twin-cylinder engine.

- Side Eject (BioClip® optional)
- Ergonomic control panel
- Optional collector
- Console mounted deck lift
- ClearCut™ fabricated deck
- Integrated parking brake

Engine	Engine size / Power	Transmission	Cutting width
Endurance V-Twin	724cm ³ / 14.9kW	Hydrostatic	107cm
Model	Order PNC	RRP ex VAT	RRP inc VAT
Z242F	967 66 57-03		
Grass collector	587 41 24-01		
BioClip® plate	587 41 23-01		

GRASS COLLECTOR



107cm cutting width 2 bin collector with removable bins for easy emptying of grass clippings. 210 litre capacity.

Fits to	Order PNC	RRP ex VAT	RRP inc VAT
Z242F	587 41 24-01		

REPLACEMENT BLADES

Model	Z242F	
Blade type	Collection / Eject x2	Mulch x2
PNC	592 76 97-01	586 96 25-02



Locate your nearest dealer

Visit: www.husqvarna.com/uk/dealer-locator





FULL-TIME USE



High-specification commercial-grade zero turn mower built with the toughest materials to ensure high durability, productivity and long service life. Designed for high-class cutting performance, operator comfort and serviceability. The zero turn mower is designed for demanding full-time professional use. Featuring a highly durable fabricated steel side eject cutting deck producing excellent airflow and even clipping dispersal.

Ideal for applications including:

- Professional grounds maintenance
- Larger areas
- Parks and sports facilities
- Large residential
- Holiday parks

Z560X



Commercial-grade, zero-turn mower with high cutting capacity and great manoeuvrability, for efficient mowing of large areas. The 152cm fabricated steel deck produces an excellent cut quality, while the durable design and easy maintenance make for a long and trouble-free product life.

- Commercial-grade large capacity 2-cylinder Briggs and Stratton Vanguard engine.
- HydroGear ZT5400 commercial transmission with high ground speed (19.3km/h).
- Easily accessible service points with an open design for fast and easy access improving serviceability. Tool-less access on all belt covers.
- Heavy duty 11 gauge steel tubular 2" x 3" frame with frame ramp for maximised strength and durability, increasing lifespan.
- Heavy duty and high performance 152cm side eject deck fabricated from 7 gauge steel for maximum performance and durability. Features rear mount support struts which increase durability by reducing stress on the mower frame.
- 10" cast blade spindles for increased strength and operating lifetime.
- Mulch kit including blades available as an accessory.
- Ergonomically designed operator interface with all controls within easy reach. Interface features LED lit fuel gauges.
- High specification suspension seat with bolstered cushions.
- Foot operated deck adjustment with easily visible scale.
- Foldable roll-over protection system.
- Dual fuel tanks - 45 litre total capacity.
- Heavy duty 13" run flat free front tyres.
- Integrated parking brake.

Engine	Engine size / Power	Transmission	Cutting width
Vanguard V-Twin	810cm ³ / 17.3kW	Hydrostatic	152cm
Model	Order PNC	RRP ex VAT	RRP inc VAT
Z560X	967 66 97-02		
Collection system	967 32 26-01		
BioClip® kit (Mulch)	966 44 47-01		
Blades (standard)	592 89 49-01		



TECHNICAL SPECIFICATIONS

	Z242F	Z560X
RECOMMENDATION CHART		
Large-sized residential gardens / commercial use	○○○	●●●
Medium / large-sized residential gardens	●●○	●●○
Small / medium-sized residential gardens	●●●	●○○
Small-sized residential gardens	●●●	●○○
TECHNICAL SPECIFICATIONS		
Engine manufacturer	Briggs & Stratton	Briggs & Stratton
Engine name	Endurance V-Twin	Vanguard V-Twin
Net power at preset rpm, kW	14.9@3200	17.3@2900
Fuel tank volume, litres	13.3	45.4
Transmission type	EZT Integrated	ZT 5400
Transmission manufacturer	Hydro-Gear	Hydro-Gear
Pump displacement, cm ³	10	16
Speed forward, min-max, km/h	0-10.5	0-19.3
Speed reverse, min-max, km/h	0-4.8	0-9.6
Cutting methods	Collection / Mulch / Side ejection	Mulch / Side ejection
Cutting width, cm	107	152
Cutting height, min-max, mm	38 - 102	25 - 127
Cutting deck type / gauge	ClearCut™ / 3.6mm (10 gauge)	Fabricated / 4.5mm (7 gauge)
Blade spindle type	Cast iron	Cast iron
Blade engagement	Electromagnetic clutch	Electromagnetic clutch
Seat type	15" high back	Professional, suspension
Tire size, front, inch	11×6 - 5	13×6.5 - 6 (Flat Free)
Tire size, rear, inch	18×8.5 - 8	24×12 - 12
FEATURES		
Adjustable sliding seat	●	●
ClearCut™	●	—
Integrated parking brake	●	●
Hour meter with service minder	●	●
Reinforced cutting deck	●	●
Water hose connection	●	—
CUTTING SYSTEMS		
BioClip® kit (Mulch) accessory	(●)	(●)
Collector accessory	(●)	(●)

● = Available (●) = Accessory — = Not available





A PERFECT MATCH FOR YOUR LAWN

All our lawn mowers are designed to give the highest performance and efficiency with thoughtful ergonomic solutions. They have high-specification and easy-starting engines as well as durable cutting decks, delivering first class cutting results every time. So no matter what Husqvarna model you choose, you can expect a mower that's robust, reliable and one that delivers the results for a healthy, well kept lawn.



WHAT YOU GET AND HOW WE DO IT



CONVENIENT HANDLING

The intuitive controls, easy to reach bail arms and ergonomically designed collectors are details that make our lawn mowers easy and convenient to use.



HEALTHY LAWNS

BioClip® – mulching can help to release nutrients like nitrogen into the soil that are beneficial for growth and overall lawn health, preventing weed growth.



QUIET AND CORDLESS

Our battery-powered mowers enables quiet, efficient collector mowing without the need for petrol or power cords. Ideal for a smaller or mid-sized lawn.



EASY STARTING

Husqvarna petrol lawn mowers are easy to start. Some have features like auto-choke. The battery mowers are even easier – just unlock and push down the bail arm!



VARIABLE SPEED

The variable speed function allows you to adjust the drive speed of the machine to suit your own walking speed.





LAWN MOWERS



Variable speed control



Our battery-powered mowers enable quiet, efficient mowing without the need for petrol. With a wide range designed for small to large lawns and domestic to professional use.



Top class collection performance and easy to handle collector for convenient removal, emptying and replacement

Handle height adjustment for improved user comfort

High-specification engines from world-leading manufacturers



Central cutting height adjustment for easy and convenient setting



CARE

Find out more on page 267



GET THE HUSQVARNA CONNECT APP!

Stay connected with your products direct from your smartphone. Access user guides for a smoother start and maintenance, troubleshooting tips & how-to guides, product specific lists for spare parts and relevant accessories. Use the to dealer locator to add your favoured dealer with directions, contact information and opening hours.

Additional functions for connected lawn mowers:

- Runtime statistics and usage data
- Notifications for maintenance and troubleshooting
- Predictions for remaining battery runtime

For more details visit www.husqvarna.com/uk





SIZE AND COMPLEXITY OF YOUR LAWN

The larger lawn you have, the more you will benefit from a self-propelled mower with a wider cutting deck. A mower with smaller cutting deck and variable speed provides better manoeuvrability if your lawn has many narrow passages and obstacles to mow around.

HOW TO START

Want effortless starting, a battery mower is the natural choice – just push the button.

STORAGE AND TRANSPORT

Do you plan to transport your mower? Then you should consider a compact, lightweight mower with foldable handles.



WHY CHOOSE A HUSQVARNA BATTERY MOWER?

Husqvarna battery-powered lawn mowers are quiet, efficient collecting mowers that are extremely easy to use. Ideal for mid-sized lawns or for trimming areas that a robotic mower or ride-on mower can't reach. Powered by the same BLi batteries as all Husqvarna Battery Series products.



COLLECTING OR MULCHING

If you prefer a tidy cutting result and want to collect grass clippings, we recommend a mower equipped with collector. However, a mower with BioClip® (mulching) function provides a more healthy lawn without need for fertilising or emptying the collector, provided that you mow frequently enough.

DURABLE COMPOSITE DECK

















The cutting deck on the 200 and 300 series is made from a composite material developed specifically for Husqvarna. It is extremely durable, lightweight, corrosion resistant, doesn't crack and withstands dents and sun bleaching. In short, virtually indestructible.





PRODUCT USE GUIDE





Use this guide to help you select the best product for your needs.

TYPE OF USE	MODEL	POWER SOURCE	CUTTING WIDTH	PRODUCT TYPE	DRIVE SYSTEM
 OCCASIONAL USE (DOMESTIC / HOMEOWNER)	64	Manual	40cm	Cylinder	Push
	LC 137i		37cm	Wheeled	Push
	LC 140SP	Petrol	40cm	Wheeled	Self-propelled
	LC 142i		42cm	Wheeled	Push
	LC 142iS		42cm	Wheeled	Single speed self-propelled
	LB 146i		46cm	Wheeled	Push
	LB 146	Petrol	46cm	Wheeled	Push
	LC 151S	Petrol	51cm	Wheeled	Self-propelled
 DEMANDING OCCASIONAL USE (DOMESTIC / HOMEOWNER)	LC 247	Petrol	47cm	Wheeled	Push
	LC 247i		47cm	Wheeled	Push
	LC 247S	Petrol	47cm	Wheeled	Self-propelled
 FREQUENT USE (DEMANDING DOMESTIC / LANDOWNER)	LC 347V	Petrol	47cm	Wheeled	Variable speed self-propelled
	LC 347iVX		47cm	Wheeled	Variable speed self-propelled
	LC 353V	Petrol	53cm	Wheeled	Variable speed self-propelled
	LC 353iVX		53cm	Wheeled	Variable speed self-propelled
 PART-TIME USE (LANDOWNER / LANDSCAPER)	LB 442i		42cm	Wheeled	Push
	LB 448i		48cm	Wheeled	Push
 FULL-TIME USE (PROFESSIONAL)	LC 551SP	Petrol	51cm	Wheeled	Self-propelled
	LC 551iV		51cm	Wheeled	Variable speed self-propelled
	LC 551VBP	Petrol	51cm	Wheeled	Variable speed self-propelled
	LC 553iV		53cm	Wheeled	Variable speed self-propelled
	GX 560	Petrol	50.5cm	Hover	Push
	LB 548i		48cm	Wheeled	Push
	KLIPPO LB 548S e	Petrol	48cm	Wheeled	Self-propelled
	KLIPPO LB 553S e	Petrol	53cm	Wheeled	Self-propelled

The product selector is only to be used as a guide. Please visit your local Authorised Husqvarna dealer for more information.

* - Mulch kit is available as an accessory. ** - Collector is available as an accessory. ● Optimised solution (guideline only) ○ Capable solution but not optimal (guideline only)



	CUTTING SYSTEM			RECOMMENDED LAWN AREA				PAGE
	COLLECTION	REAR EJECT	MULCH					
				SMALL	MEDIUM	LARGE	PROFESSIONAL GROUNDS MAINTENANCE	
	● **	●		●				236
	●	●	● *	●				236
	●	●		●				236
	●	●	● *	●				237
	●	●	● *	●				237
			●	●	●			238
			●	●				238
	●	●		●	●			239
	●	●	● *	●	●			240
	●	●	● *	●	●			240
	●	●	● *	●	●			241
	●	●	● *	●	●			242
	●	●	● *	●	●			242
	●	●	● *		●	●		243
	●	●	● *		●	●		243
			●	●	●		○	246
			●	●	●	○	○	246
	●	●	● *		●	●	●	244
	●	●	● *		●	●	●	245
	●	●	● *		●	●	●	244
			●		●	●	●	245
			●	●	●		●	247
			●	●	●	○	●	246
			●	●	●	○	●	247
			●	●	●	●	●	247





OCCASIONAL USE



A range of easy to use lawn mowers designed for domestic use on smaller lawns. A choice of manual, petrol and battery power to suit a wide range of requirements. Featuring lightweight and durable decks with optimised design for easy manoeuvrability and excellent collection performance. A choice of push, single speed, variable speed self-propelled and adjustable height handles to suit the needs of any user.

Ideal for applications including:

- **Domestic use**
- **Small lawns**

64



High quality manual cylinder mower designed for domestic use on small lawns. Ideal for areas without a power source.

- Rear eject
- Collector available as accessory
- Hardened reel and bed knife
- Infinite height adjustment

Engine	Cutting Width	Cutting Height	Drive
N/A	40cm	12 - 55mm	Push
Weight	Order PNC	RRP ex VAT	RRP inc VAT
64	964 95 40-02		
Grass Collector	964 90 10-30		

LC 137i

UPDATED



Compact battery-powered lawn mower for domestic use. Low noise and very easy to use. Shared battery system with handheld products for maximum flexibility.

- Collect / BioClip® / rear eject
- Plastic deck
- PowerBoost and saveE™
- Adjustable, folding handles
- 40 litre canvas collector
- Kit includes B140 and C80

Voltage	Cutting Width	Cutting Height	Drive
36V Li-ion	37cm	25 - 75mm	Push
Model	Order PNC	RRP ex VAT	RRP inc VAT
LC 137i Unit Only	970 50 09-01		
LC 137i Kit	970 50 09-04		

LC 140SP



Easy to use self-propelled petrol mower designed for domestic use. Robust steel cutting deck and compact design.

- Collect / rear eject
- Steel deck
- Adjustable, folding handles
- Central height adjustment
- 50 litre canvas collector
- Auto-choke

Engine	Cutting Width	Cutting Height	Drive
Husqvarna 123cm ³	40cm	25 - 75mm	Single speed
Weight	Order PNC	RRP ex VAT	RRP inc VAT
26.5kg	970 48 82-01		



LC 142i

NEW



Battery-powered lawn mower for domestic use. Low noise and very easy to use. Shared battery system with handheld products for maximum flexibility.

- Collect / BioClip® / rear eject
- Keypad with savE™
- 50 litre canvas collector
- PowerBoost
- Adjustable, folding handles
- Kit includes B140 and C80

Voltage	Cutting Width	Cutting Height	Drive
36V Li-ion	42cm	25 - 75mm	Push
Model	Order PNC	RRP ex VAT	RRP inc VAT
LC 142i Unit Only	970 54 18-01		
LC 142i Kit	970 54 18-04		

LC 142iS

NEW



Battery-powered variable speed self-propelled lawn mower for domestic use. Highly efficient low noise brushless motors for maximum run time.

- Collect / BioClip® / rear eject
- Keypad with savE™
- 50 litre canvas collector
- PowerBoost
- Adjustable, folding handles
- Kit 1 incl. B140 & C80, Kit 2 incl. 2 x B140 & C80

Voltage	Cutting Width	Cutting Height	Drive
36V Li-ion	42cm	25 - 75mm	Variable Speed
Model	Order PNC	RRP ex VAT	RRP inc VAT
LC 142iS Unit Only	970 54 19-01		
LC 142iS Kit 1	970 54 19-02		
LC 142iS Kit 2	970 54 19-03		

MULCH KITS

Model	LC 137i	LC 142i/iS	LC 151S
Blade size	37cm	41cm	41cm
PNC	599 83 12-01	589 22 27-01	582 87 28-01
Ex VAT			
Inc VAT			

REPLACEMENT BLADES

Model	LC 137i	LC 140SP
Blade type	Collection	
PNC	529 44 17-10	587 38 63-10
Blade type	Mulch	
PNC	529 44 16-10	-

Model	LB 146i
Blade type	Collection
PNC	-
Blade type	Mulch
PNC	594 70 22-10

Model	LC 142i/iS	LC 151S
Blade type	Collection	
PNC	534 97 55-01	598 56 26-01
Blade type	Mulch	
PNC	534 97 56-01	597 68 39-01



Locate your nearest dealer

Visit: www.husqvarna.com/uk/dealer-locator





OCCASIONAL USE



A range of easy to use lawn mowers designed for domestic use on smaller lawns. A choice of manual, petrol and battery power to suit a wide range of requirements. Featuring lightweight and durable decks with optimised design for easy manoeuvrability and excellent collection performance. A choice of push, single speed, variable speed self-propelled and adjustable height handles to suit the needs of any user.

Ideal for applications including:

- **Domestic use**
- **Small lawns**

LB 146

NEW



Petrol mulch lawn mower for domestic use.

- BioClip® (mulch)
- Adjustable, folding handles
- Auto-choke
- Plastic deck
- Two point cutting height adjustment

Engine	Cutting Width	Cutting Height	Drive
HS 139A	46cm	35 - 70mm	Push
Weight	Order PNC	RRP ex VAT	RRP inc VAT
22kg	970 54 09-01		

LB 146i

Li-ion 36V



Battery-powered mulch lawn mower for domestic use. Very easy to use with dual BLi integrated battery slots and automatic switch over.

- BioClip® (mulch)
- PowerBoost
- Folding handles
- Composite deck
- Keypad with savE™

Voltage	Cutting Width	Cutting Height	Drive
36V Li-ion	46cm	35 - 70mm	Push
Model	Order PNC	RRP ex VAT	RRP inc VAT
LB 146i Unit Only	967 86 21-03		
Unit + B140 & QC250 (recommended)			



LC 151S

NEW



Easy to use self-propelled petrol mower designed for domestic use. Ideal for medium to large sized lawns. Robust steel cutting deck and reliable, easy to start Husqvarna engine.

- Collect / BioClip® / rear eject
- Adjustable, folding handles
- 65 litre canvas collector
- Steel deck
- Central height adjustment

Engine	Cutting Width	Cutting Height	Drive
Husqvarna	51cm	25 - 75mm	Single speed
Weight	Order PNC	RRP ex VAT	RRP inc VAT
31.6kg	970 48 84-01		

MULCH KITS

Model	LC 137i	LC 142i/iS	LC 151S
Blade size	37cm	41cm	41cm
PNC	599 83 12-01	589 22 27-01	582 87 28-01
Ex VAT			
Inc VAT			

REPLACEMENT BLADES

Model	LC 137i	LC 140SP
Blade type	Collection	
PNC	529 44 17-10	587 38 63-10
Blade type	Mulch	
PNC	529 44 16-10	-

Model	LB 146i
Blade type	Collection
PNC	-
Blade type	Mulch
PNC	594 70 22-10

Model	LC 142i/iS	LC 151S
Blade type	Collection	
PNC	534 97 55-01	598 56 26-01
Blade type	Mulch	
PNC	534 97 56-01	597 68 39-01



Locate your nearest dealer

Visit: www.husqvarna.com/uk/dealer-locator



DEMANDING OCCASIONAL USE



Petrol and battery lawn mowers designed for more demanding domestic use on medium and larger lawns. Featuring lightweight and durable composite decks with optimised design for easy manoeuvrability and excellent collection performance. All models feature central height adjustment and adjustable height handles to suit the needs of any user. For increased area capacity the battery version features dual battery slots which allows the use of any combination of one or two BLi batteries, the mower automatically switches to the second battery when the first is empty

Ideal for applications including:

- Demanding domestic use
- Medium to large lawns

LC 247

UPDATED



Petrol lawn mower for demanding domestic use. Composite deck and excellent collection performance.

- Collect / BioClip® / rear eject
- Adjustable, folding handles
- 55 litre canvas collector
- Composite deck
- Central height adjustment
- Auto-choke

Engine	Cutting Width	Cutting Height	Drive
HS 139A	47cm	20 - 75mm	Push
Weight	Order PNC	RRP ex VAT	RRP inc VAT
27.5kg	970 54 11-01		

LC 247i

NEW

Li-ion 36V



Battery-powered push lawn mower for medium sized lawns. Dual BLi integrated battery slots with automatic switch over and brushless motor.

- Collect / BioClip® / rear eject
- Keypad with savE™
- 55 litre canvas collector
- Composite deck
- Adjustable, folding handles

Voltage	Cutting Width	Cutting Height	Drive
36V Li-ion	47cm	20 - 75mm	Push
Model	Order PNC	RRP ex VAT	RRP inc VAT
LC 247i Unit only	970 54 20-01		



LC 247S

UPDATED



Self-propelled petrol lawn mower for demanding domestic use. Composite deck and excellent collection performance.

- Collect / BioClip® / rear eject
- Adjustable, folding handles
- 55 litre canvas collector
- Composite deck
- Central height adjustment
- Auto-choke

Engine	Cutting Width	Cutting Height	Drive
HS 139A	47cm	20 - 75mm	Single speed
Weight	Order PNC	RRP ex VAT	RRP inc VAT
29.5kg	970 54 12-01		

LC 253S

UPDATED



Easy start self-propelled petrol lawn mower for demanding domestic use on larger areas. Composite deck and excellent collection performance.

- Collect / BioClip® / rear eject
- Adjustable, folding handles
- 60 litre canvas collector
- Composite deck
- Central height adjustment
- Auto-choke

Engine	Cutting Width	Cutting Height	Drive
HS 166A	53cm	20 - 75mm	Single speed
Weight	Order PNC	RRP ex VAT	RRP inc VAT
31.5kg	970 54 15-01		

MULCH KITS

Model	LC 247 / i / S	LC 253S
Blade size	47cm	53cm
PNC	589 21 48-01	582 68 06-01
Ex VAT		
Inc VAT		

REPLACEMENT BLADES

Model	LC 247 / i / S	LC 253S
Blade type	Collection	
PNC	588 27 55-10	579 79 72-10
Blade type	Mulch (Combi)	
PNC	588 27 57-10	588 90 39-10



Locate your nearest dealer

Visit: www.husqvarna.com/uk/dealer-locator

HUSQVARNA RECOMMEND

Power 4 Fuel. Pages 290 -291



HUSQVARNA CONNECT APP

Stay connected to your battery lawn mower direct from your smartphone. Available from App Store and Google Play.





FREQUENT USE



Petrol and battery lawn mowers designed for frequent domestic and landowner use on medium and larger lawns. Featuring lightweight and durable composite decks with optimised design for easy manoeuvrability and excellent collection performance. All models feature central height adjustment and adjustable height handles to suit the needs of any user. Additional 300 series features include variable speed self-drive and premium engines on the petrol powered models. For increased area capacity the battery version features dual battery slots which allows the use of any combination of one or two BLi batteries, the mower automatically switches to the second battery when the first is empty.

Ideal for applications including:

- **Frequent domestic use**
- **Landowner use**
- **Medium to large lawns**

LC 347V

UPDATED



Easy start variable speed self-propelled petrol lawn mower for frequent domestic use. Composite deck and excellent collection performance.

- Collect / BioClip® / rear eject
- Adjustable, folding handles
- 55 litre canvas collector
- Composite deck
- Central height adjustment
- Auto-choke

Engine	Cutting Width	Cutting Height	Drive
HS 166A	47cm	20 - 75mm	Variable speed
Weight	Order PNC	RRP ex VAT	RRP inc VAT
30.5kg	970 54 13-01		

LC 347iVX

Li-ion 36V







Battery-powered lawn mower with digital speed control and brushless motors. Dual BLi integrated battery slots with automatic switch over and Husqvarna Connect.

- Collect / BioClip® / rear eject
- Keypad with savE™
- 55 litre canvas collector
- Composite deck
- Adjustable, folding handles

Voltage	Cutting Width	Cutting Height	Drive
36V Li-ion	47cm	20 - 75mm	Variable speed
Model	Order PNC	RRP ex VAT	RRP inc VAT
LC 347iVX Unit Only	967 86 23-01		

WORKING TIME ON ONE CHARGE

LC 347iVX

		
	40-B140	15 min
	BLi30	25 min
	BLi200	20 min
	BLi300	40 min

Working time shown is with a single battery.



LC 353V **UPDATED**



Easy start variable speed self-propelled petrol lawn mower for frequent domestic use on larger areas. Composite deck and excellent collection performance.

- Collect / BioClip® / rear eject
- Adjustable, folding handles
- 60 litre canvas collector
- Composite deck
- Central height adjustment
- Auto-choke

Engine	Cutting Width	Cutting Height	Drive
HS 166A	53cm	20 - 75mm	Variable speed
Weight	Order PNC	RRP ex VAT	RRP inc VAT
32kg	970 54 16-01		

LC 353iVX **Li-ion 36V**



High capacity battery-powered lawn mower with digital speed control and brushless motors. Dual BLi integrated battery slots with automatic switch over.

- Collect / BioClip® / rear eject
- Keypad with savE™
- 60 litre canvas collector
- Composite deck
- Adjustable, folding handles
- Husqvarna Connect

Voltage	Cutting Width	Cutting Height	Drive
36V Li-ion	53cm	20 - 75mm	Variable speed
Model	Order PNC	RRP ex VAT	RRP inc VAT

LC 353iVX Unit only 967 86 20-01

WORKING TIME ON ONE CHARGE **LC 353iVX**

Battery Model	Working Time
40-B140	15 min
BLi30	25 min
BLi200	20 min
BLi300	35 min

Working time shown is with a single battery.

MULCH KITS

Model	LC 347V	LC 347iVX
Blade size	47cm	47cm
PNC	589 21 48-01	590 79 09-01
Ex VAT		
Inc VAT		

Model	LC 353V	LC 353iVX
Blade size	53cm	53cm
PNC	582 68 06-01	595 00 11-01
Ex VAT		
Inc VAT		

REPLACEMENT BLADES

Model	LC 347V / iVX	LC 353V	LC 353iVX
Blade type	Collection		
PNC	590 59 34-10	579 79 72-10	594 07 57-10
Blade type	Mulch (Combi)		
PNC	588 27 57-10	588 90 39-10	595 00 72-10

Locate your nearest dealer
Visit: www.husqvarna.com/uk/dealer-locator

HAVE YOU CONSIDERED?
The Husqvarna Automower® range.
Page 146



HUSQVARNA CONNECT APP
Stay connected to your battery lawn mower direct from your smartphone. Available from App Store and Google Play.



**PART-TIME / FULL-TIME USE**

Petrol and battery collection lawn mowers designed for part-time and full-time professional use on medium and larger areas in the most demanding conditions. Featuring commercial grade components and high specification engines or motors that deliver outstanding performance, durability and reliability no matter what the application. Additional 400 / 500 series features include highly durable cast aluminium cutting decks, cast aluminium rims (500 series) and commercial specification engines on the petrol powered models. For increased area capacity the battery version features dual battery slots which allows the use of any combination of one or two BLi batteries, with auto switch. For maximum area coverage the backpack battery can also be used when fitted to machine mounted carrier accessory.

Ideal for applications including:

- **Municipality**
- **Grounds maintenance**
- **Parks and public spaces**
- **Sports fields**

LC 551SP

High performance fully professional self-propelled petrol lawn mower designed for full-time use. Aluminium deck and excellent collection performance.

- Collect / BioClip® / rear eject
- Adjustable, folding handles
- 65 litre canvas collector
- Cast aluminium deck / wheels
- Central height adjustment
- Vibration level 4.5m/s²

Engine	Cutting Width	Cutting Height	Drive
Kawasaki FJ180KAI	51cm	26 - 74mm	Single speed
Weight	Order PNC	RRP ex VAT	RRP inc VAT
500kg	967 34 32-02		

LC 551VBP

High performance fully professional variable speed self-propelled petrol lawn mower designed for full-time use. Blade brake clutch and aluminium deck.

- Collect / BioClip® / rear eject
- Blade brake clutch
- 65 litre canvas collector
- Cast aluminium deck / wheels
- Adjustable, folding handles
- Vibration level 4.5m/s²

Engine	Cutting Width	Cutting Height	Drive
Kawasaki FJ180KAI	51cm	26 - 74mm	Variable speed
Weight	Order PNC	RRP ex VAT	RRP inc VAT
530kg	967 09 96-02		





LC 551iV

Li-ion 36V



High performance fully professional self-propelled battery lawn mower designed for full-time use. Digital control, user interface and Fleet Services™ compatible.

- Collect / BioClip® / rear eject
- Adjustable, folding handles
- 65 litre canvas collector
- Cast aluminium deck / wheels
- Integrated or backpack battery
- Vibration level 0.3m/s²

Voltage	Cutting Width	Cutting Height	Drive
36V Li-ion	51cm	26 - 74mm	Variable speed
Model	Order PNC	RRP ex VAT	RRP inc VAT

LC 551iV Unit only 967 97 72-01
Unit + BLi300 & QC500 (recommended)

WORKING TIME ON ONE CHARGE

LC 551iV

Battery Model	Working Time
BLi200	15 min
BLi300	30 min
BLi950X	1 h 35 min

Working time shown is with a single battery.

LB 553iV

NEW

Li-ion 36V



High performance fully professional self-propelled battery lawn mower designed for full-time use. Robust aluminium deck ideal for mid to large areas.

- BioClip®
- Adjustable handle
- Mulching blade
- Cast aluminium deck
- Integrated or backpack battery
- Vibration level 1.3m/s²

Voltage	Cutting Width	Cutting Height	Drive
36V Li-ion	53cm	28 - 65mm	Variable speed
Model	Order PNC	RRP ex VAT	RRP inc VAT
38kg	970 52 57-01		

MULCH KITS

Model	LC 451S / 551SP	LC 551iV	LC 551iVBP
Blade size	51cm	51cm	51cm
PNC	589 21 49-02	597 41 37-01	589 81 75-02
Ex VAT			
Inc VAT			

REPLACEMENT BLADES

Model	LC 451S / 551SP	LC 551iV	LC 551iVBP
Blade type	Collection		
PNC	587 59 08-10	587 59 08-10	597 46 63-10
Blade type	Mulch		
PNC	504 11 33-20	502 88 13-10	295 67 32-20



Locate your nearest dealer

Visit: www.husqvarna.com/uk/dealer-locator

HUSQVARNA RECOMMEND

4-stroke fuel, oil and lubricants optimised for your Husqvarna lawn mower. Pages 290 - 291



DID YOU KNOW?

The BLi carrier attachment allows the BLi backpack batteries to power the LC 551iV for extended runtime.



Model	Order PNC	RRP ex VAT	RRP inc VAT
BLi Backpack Carrier	597 84 87-01		



PART-TIME / FULL-TIME USE



Petrol and battery mulch lawn mowers designed for part-time and full-time professional use on medium and larger areas in the most demanding conditions. Featuring commercial grade components and high specification engines or motors that deliver outstanding performance, durability and reliability no matter what the application. 400 / 500 series features include highly durable cast aluminium cutting decks and commercial specification engines on the petrol powered models. For increased area capacity the battery versions features dual battery slots which allows the use of any combination of one or two BLi batteries, with auto switch. For maximum area coverage the backpack battery can also be used when fitted to machine mounted carrier accessory (LB 548i).

Ideal for applications including:

- **Municipality**
- **Grounds maintenance**
- **Parks and public spaces**
- **Sports fields**

LB 442i

Li-ion 36V



Compact battery mulch mower designed for semi-professional use, ideal in complex smaller areas. Features user interface with PowerBoost and saveE™ modes. Fleet Services™ compatible.

- BioClip® (mulch)
- Adjustable handle
- 2 integrated battery slots
- Cast aluminium deck
- Central height adjustment
- Vibration level 0.3m/s²

Voltage	Cutting Width	Cutting Height	Drive
36V Li-ion	42cm	34 - 55mm	Push
Model	Order PNC	RRP ex VAT	RRP inc VAT

LB 442i Unit only 970 48 23-01
Unit + BLi300 & QC500 (recommended)

LB 448i

Li-ion 36V



Battery mulch mower designed for semi-professional use, ideal in complex areas. Features user interface with PowerBoost and saveE™ modes. Fleet Services™ compatible.

- BioClip® (mulch)
- Adjustable handle
- 2 integrated battery slots
- Cast aluminium deck
- Central height adjustment
- Vibration level 0.3m/s²

Voltage	Cutting Width	Cutting Height	Drive
36V Li-ion	48cm	30 - 60mm	Push
Model	Order PNC	RRP ex VAT	RRP inc VAT

LB 448i Unit only 970 48 24-01
Unit + BLi300 & QC500 (recommended)

LB 548i

Li-ion 36V



High capacity mulch mower designed for professional use, ideal in complex areas. Features user interface with PowerBoost and saveE™ modes. Fleet Services™ compatible.

- BioClip® (mulch)
- Adjustable handle
- Integrated x2 or backpack battery
- Cast aluminium deck / wheels
- Central height adjustment
- Vibration level 0.3m/s²

Voltage	Cutting Width	Cutting Height	Drive
36V Li-ion	48cm	30 - 60mm	Push
Model	Order PNC	RRP ex VAT	RRP inc VAT

LB 548i Unit only 967 97 73-01
Unit + BLi300 & QC500 (recommended)



KLIPPO LB 548S e



Compact mulch mower designed for professional use, ideal in complex and confined areas. Side adjustable handlebar for optimal flexibility and highly durable cutting deck.

- BioClip® (mulch)
- Adjustable handle
- Front wheel drive
- Cast aluminium deck / wheels
- Central height adjustment
- Vibration level 4.8m/s²

Engine	Cutting Width	Cutting Height	Drive
Honda GCVX-170	48cm	30 - 60mm	Single speed
Weight	Order PNC	RRP ex VAT	RRP inc VAT
32.5kg	970 48 21-02		

KLIPPO LB 553S e



Large capacity mulch mower designed for professional applications, ideal for use in larger areas. Side adjustable handlebar for optimal flexibility and highly durable cutting deck.

- BioClip® (mulch)
- Adjustable handle
- Front wheel drive
- Cast aluminium deck / wheels
- Central height adjustment
- Vibration level 4.1m/s²

Engine	Cutting Width	Cutting Height	Drive
Honda GCVX-170	53cm	27 - 65mm	Single speed
Weight	Order PNC	RRP ex VAT	RRP inc VAT
36.7kg	970 48 22-02		

GX 560



Petrol hover mower designed for professional use. Uses air cushion mowing, ideal in applications that feature difficult ground conditions and slopes up to 45 degrees.

- ABS Deck
- 45° maximum working angle
- Vibration level 3.3m/s²
- Folding handles
- Mow in any direction

Engine	Cutting Width	Cutting Height	Drive
Honda GCV160	50.5cm	10 - 30mm	Push
Weight	Order PNC	RRP ex VAT	RRP inc VAT
18.2kg	964 00 06-02		

WORKING TIME



	LB 442i	LB 448i	LB 548i
--	---------	---------	---------



	BLi200	35 min	25 min	25 min
	BLi300	55 min	45 min	45 min
	BLi950X	–	–	2 h 20 min

Working time shown is with a single battery.

REPLACEMENT BLADES

Model	LB 442i	LB 448i
Blade type	Mulch	
PNC	599 70 71-10	597 46 65-10

Model	LB 548i	LB 548S e	LB 553S e
Blade type	Mulch		
PNC	597 46 65-10	502 88 13-10	295 67 32-20

Model	GX560
Blade type	Mulch
PNC	511 90 04-00



Locate your nearest dealer

Visit: www.husqvarna.com/uk/dealer-locator

DID YOU KNOW?

The BLi carrier attachment allows the BLi backpack batteries to power the LB 548i for extended runtime.



Model	Order PNC	RRP ex VAT	RRP inc VAT
BLi Backpack Carrier	597 84 87-01		



TECHNICAL SPECIFICATIONS

	LC 140SP	LB 146	LC 151S	LC 247	LC 247S	LC 253S	
TECHNICAL SPECIFICATIONS							
Engine manufacturer	Husqvarna	Husqvarna	Husqvarna	Husqvarna	Husqvarna	Husqvarna	
Engine name	HS 123A	HS 139A	HS 166A	HS 139A	HS 139A	HS 166A	
Net power at preset rpm, kW	1.95 @ 3000	2.2 @ 2900	2.7 @ 2800	1.8 @ 2900	1.8 @ 2900	2.4 @ 2800	
Fuel tank volume, litres	0.9	1.0	1.0	0.8	0.8	1.0	
Drive system	Self-propelled, single speed	Push	Self-propelled	Push	Self-propelled, single speed	Self-propelled, single speed	
Drive wheels	Rear	—	Rear	—	Rear	Rear	
Rims, material	Plastic	Plastic	Plastic	Plastic	Plastic	Plastic	
Wheel size, front/rear, mm	152.4/203.2	170/170	203/203	170/210	170/210	190/230	
Speed, km/h	4.0	—	3.6	4.5	4.5	4.0	
Cutting deck material	Steel	ABS	Steel	Composite	Composite	Composite	
Cutting methods	Collection / Rear ejection	BioClip®	Collection / BioClip® / Side ejection	Collection / BioClip® / Rear ejection	Collection / BioClip® / Rear ejection	Collection / BioClip® / Rear ejection	
Cutting width, cm	40.0	46.0	51.0	47.0	47.0	53.0	
Cutting height, min-max, mm	25-75	35-70	25-75	20-75	20-75	20-75	
Cutting height steps	10	3	7	6	6	6	
Blade type	Collect	Mulcher blade	Collect	Collect	Collect	Collect	
Collector type	Hard top with fabric bag	—	Fabric with dust blocker	Fabric with dust blocker	Fabric with dust blocker	Fabric with dust blocker	
Collector volume, litres	50	—	65	55	55	60	
Handle type	Ergonomic	Ergonomic	Ergonomic (bag through)	Ergonomic	Ergonomic	Comfort	
Weight, kg	26.5	22.0	32.3	26.8	27.8	32.0	
FEATURES							
Anti-vibrated handle	—	—	—	—	—	—	
Blade brake clutch	—	—	—	—	—	—	
Central cutting height adjustment	●	●	●	●	●	●	
Double ball-bearing wheels	—	●	●	●	●	●	
Foldable handle	●	●	●	●	●	●	
Handle height adjustment	●	●	●	●	●	●	
ReadyStart™	—	—	—	—	—	●	
Side adjustable handle	—	—	—	—	—	—	

● = Available ● = Accessory — = Not available





	LC 347V	LC 353V	LC 551SP	LC 551VBP	KLIPPO LB 548S e	KLIPPO LB 553S e	GX 560
	Husqvarna	Husqvarna	Kawasaki	Kawasaki	Honda	Honda	Honda
	HS 166A	HS 166A	FJ180KAI	FJ180KAI	GCVX-170	GCVX-170	GCV160
	2.4@2800	2.4@2800	2.9@2800	2.9@2800	3.3@2900	3.3@2900	3.0@3150
	1.0	1.0	1.9	1.9	0.9	0.9	0.9
	Self-propelled, variable speed	Self-propelled, variable speed	Self-propelled, single speed	Self-propelled, single speed	Self-propelled, single speed	Self-propelled, single speed	Push, hover model
	Rear	Rear	Rear	Rear	Front	Front	—
	Plastic	Plastic	Aluminium	Aluminium	Aluminium	Aluminium	—
	170/210	190/230	210/210	210/210	203/203	203/203	—
	5.0	5.0	4.1	5.0	5.0	4.8	—
	Composite	Composite	Aluminium	Aluminium	Aluminium	Aluminium	ABS plastic
	Collection / BioClip® / Rear ejection	Collection / BioClip® / Rear ejection	Collection / BioClip® / Rear ejection	Collection / BioClip® / Rear ejection	BioClip®	BioClip®	—
	47.0	53.0	51.0	51.0	48.0	53.0	50.5
	20-75	20-75	26-74	26-74	30-60	27-65	10-30
	6	6	6	6	6	5	3
	Collect	Collect	Collect	Collect	Mulch	Mulch	—
	Fabric with dust blocker	Fabric with dust blocker	Fabric with dust blocker	Fabric with dust blocker	—	—	—
	60	60	65	65	—	—	—
	Comfort	Comfort	Ergonomic	Ergonomic	Anti-vibrated	Anti-vibrated	Comfort
	30.0	33.0	50.0	53.0	32.5	36.7	18.2
	—	—	—	—	●	●	—
	—	—	—	●	—	—	—
	●	●	●	●	●	●	—
	●	●	●	●	●	●	—
	●	●	●	●	—	—	●
	●	●	●	●	●	●	—
	●	●	—	●	—	—	—
	—	—	—	—	●	●	—

! ALWAYS USE GENUINE HUSQVARNA LUBRICANTS AND SPARE PARTS FOR YOUR LAWN MOWER

These high quality spare parts and lubricants are developed to facilitate the care and maintenance of your Husqvarna equipment and enable trouble-free operation and storage. We also supply the most frequent service parts for our products. See your owner's manual or consult your Authorised Husqvarna dealer if any uncertainty occurs.

IMPORTANT! Check the oil/lubricant levels before each work shift and top up.

Recommended frequently used parts for lawn mowers:

- Mulch blades
- Standard blades
- Collect blades.
- Engine oil 10 W/30
- Spark plugs
- Air filters and oil filters

Always read your owner's manual or contact your dealer for recommended parts for your machine.



NOMINAL POWER A new machinery directive (2006/42/EC) came into force on January 1, 2010, requiring manufacturers to declare the nominal power of engines, in kilowatts (kW). The power rating of the engines indicated is the average net power output during a normal working situations and meets applicable noise regulations (at specified rpm, see owner manual) of a typical production engine for the engine model measured to SAE standard J1349/ISO 1585. Mass production engines may differ from this value. Actual power output for the engine installed in the final machine will depend on the operating speed, environmental conditions and other variables.



BREAK NEW GROUND IN NO TIME

Designed to take tough treatment, Husqvarna tillers are built to withstand intensive operation over many years. Their comfortable handle system and well-grouped controls make them easy to work with and the anti-clockwise rotation system breaks up soil with ease and efficiency.



WHAT YOU GET AND HOW WE DO IT



EASY MAINTENANCE

The durable and detachable transmission housing with lubrication nipple means reliable operating over many years as well as easy maintenance.



CONVENIENT WORKING POSITION

The ergonomically designed handlebar with soft grip and easy-access controls provides convenient working position.



DEEP-DIGGING OR SURFACE PREPARATION

The helicoiled tines rotate anti-clockwise and break up the soil smoothly even in tough conditions. This solution makes the tillers capable of deep-digging heavy soil as well as preparing the surface for a seedbed.



BUILT TO LAST

All components in our tillers are of the highest quality and thoroughly tested to ensure optimal durability.



ADDED VERSATILITY

The ridger accessory when used with the TF 325 creates ridges when planting potatoes, helping to protect against weeds and daylight.





TILLERS

T300RH COMPACT PRO



Versatile front tine tiller for smaller domestic gardens, flower beds and vegetable plots. Easy to operate and transport thanks to its low weight. Propelled forwards by the front tines.

- Front-tine
- 1 forward gear
- Optional accessories
- Carry Handle
- Foldable handlebar

Engine	Engine size / Power	Working width	Working depth
Honda GX 25	25cm ³ / 0.6kW	28cm	15cm
Weight	Order PNC	RRP ex VAT	RRP inc VAT
12.0kg	967 33 01-01		

TF 325



Front tine tiller designed for domestic and landowner use on larger areas. Powerful engine with reverse gear for easy operation. Propelled forwards by the front tines.

- Front-tine
- 1 forward / 1 reverse gear
- Optional accessories
- Foldable transport wheel
- Foldable handlebar
- Plant guards

Engine	Engine size / Power	Working width	Working depth
B&S CR 750	163cm ³ / 3.3kW	60cm	30cm
Weight	Order PNC	RRP ex VAT	RRP inc VAT
46.0kg	967 10 10-01		

TR 348



Powerful rear-tine tiller for demanding domestic and landowner use. Ideal for densely packed soil and older lawns, features driving large wheels.

- Rear-tine
- 2 forward / 1 reverse gear
- Large chevron tyres
- Self-propelled (wheels)
- Height adjustable handlebar
- Front counterweight

Engine	Engine size / Power	Working width	Working depth
B&S CR 950	208cm ³ / 4.5kW	48cm	15cm
Weight	Order PNC	RRP ex VAT	RRP inc VAT
73.0kg	970 44 86-01		

T300RH EDGER



For trimming lawn edges, creates distinct edges easily with very little effort.

Fits to	Order PNC
T300RH	967 99 16-30
RRP ex VAT	RRP inc VAT

T300RH MOSS RAKE



Easily removes moss from the lawn to promote healthy grass growth.

Fits to	Order PNC
T300RH	967 99 16-15
RRP ex VAT	RRP inc VAT

T300RH RIDGING TOOL



Allows the tiller to be used for creating furrows in beds and borders.

Fits to	Order PNC
T300RH	967 99 16-01
RRP ex VAT	RRP inc VAT

T300RH SCARIFIER



Makes holes in the lawn allowing air, water and fertilizer to penetrate.

Fits to	Order PNC
T300RH	967 99 16-25
RRP ex VAT	RRP inc VAT

T300RH WEEDING TOOL



Easily removes weeds from flower beds and borders.

Fits to	Order PNC
T300RH	967 99 16-02
RRP ex VAT	RRP inc VAT

TF 325 RIDGER



Creates ridges when planting potatoes, helping to protect against weeds and daylight.

Fits to	Order PNC
TF 325	966 54 52-01
RRP ex VAT	RRP inc VAT



Locate your nearest dealer

Visit: www.husqvarna.com/uk/dealer-locator



TECHNICAL SPECIFICATIONS

	T300RH COMPACT PRO	TF 325	TR 348
RECOMMENDATION CHART			
Frequent use – unbroken and overgrown land	○○○	○○○	●●●
Frequent use – easier cultivation, moss clearing and edge trimming	●●●	●○○	○○○
Seldom use – cultivation and ridging	●○○	●●●	○○○
TECHNICAL SPECIFICATIONS			
Engine manufacturer	Honda	Briggs & Stratton	Briggs & Stratton
Engine name	GX25	CR750	CR950
Cylinder displacement, cm ³	25	163	208
Net power at preset rpm, kW	0.6@6500	3.3@3600	4.5@3300
Fuel tank volume, litres	0.58	3.0	3.6
Transmission type	Worm gear / Manual	Chain / Manual	Mechanical
Transmission steps forward	1	1	2
Transmission steps reverse	–	1	1
Tiller type	Front-tine	Front-tine	Rear-tine
Number of tines	4	4	4
Tine diameter, mm	225	320	300
Working width, cm	28	60	48
Working depth, cm	15	30	15
Weight, kg	12	46	73
FEATURES			
Carrying handle	●	–	–
Chevron tyres	–	–	●
Counterweight	–	–	●
Detachable transmission	–	●	–
Drag bar	●	●	●
Driven wheels	–	–	●
Foldable handlebar	●	●	●
Handlebar-mounted gear selection	–	●	●
Plant guards	–	●	–
Reverse gearbox	–	●	●
Tine shield	●	–	–
Transport wheel	–	●	–
Vertically adjustable handlebar	–	●	●
ACCESSORIES AVAILABLE			
Ridger with metal wheels	–	●	–

● = Available (●) = Accessory – = Not available





MORE CLEANING WITH LESS WATER



For any cleaning around the home and garden, nature's own cleaning fluid has unexpected powers. With the range of Husqvarna high pressure washers, you will discover that water's washing performance is hard to beat when combined with world-leading technology and engineering. Fresh water should always be used sparingly, and the Husqvarna pressure washer range actually uses about 80% less water to get the job done when compared to a regular hose.



WHAT YOU GET AND HOW WE DO IT



POWERFUL CLEANING

With their high working pressure, adjustable nozzles and smart detergent control, Husqvarna pressure washers deliver maximum cleaning performance with minimal use of water.



EFFICIENT WORK

The spray lance is ergonomically designed and the swivel couplings prevent tangling of the extra-long, flexible high pressure hose. The trigger starts and stops the motor automatically.



GREAT VERSATILITY

Use your Husqvarna pressure washer with surface cleaners, brush kit, extension hose, foam sprayer or any of the many accessories available to make your work easier.



ROBUST DESIGN

All Husqvarna pressure washers are built with high-quality components for a long service life. The larger models have features like induction motor, brass pump head and steel reinforced hose.



FLEXIBLE HIGH-PRESSURE HOSES

Each series is equipped with a high quality, flexible, high pressure hose to prevent tangling. The PW 480 features a steel reinforced high pressure hose with a rubber overlay to ensure durability while retaining its flexibility.





PRESSURE WASHERS



Aluminium telescopic handle

Hose reel for convenient and efficient storage of hose with easy roll-up

Induction motor combines great performance with high durability

Metal pump for increased reliability and lifetime



Aluminium carrying handle

The trigger's activation is perfectly adjusted to your fingers. This means less effort and more comfort for your hand, especially during prolonged use.



The spray lance features double swivel functions and quick connections for hose, nozzles and accessories to maximise your efficiency and comfort

Long spray lance allows for ergonomic working positions

Automatic switch-off shuts down the motor when you release the trigger

Extra-long hose for extended reach and work efficiency

Two nozzles and a foam sprayer are included



On-board cable storage enables fast set-up and prevents the cord from tangling



Find out more on page 267

Not all features shown are available on all models.



OCCASIONAL USE



Compact series of pressure washers with robust and purposeful design, ideal for most cleaning tasks around the home and garden. Two swivel functions for nozzle adjustment and quick connection prevent hassle when setting up and using the pressure washer. Both models feature on-board accessory storage, hose reel and power cord storage making operation and storage easy and efficient. Products are supplied with two nozzles and foam sprayer for applying detergent. The PW 235R features remote pressure adjustment operated from the spray lance allowing the water pressure to be easily set whilst working.

Ideal for applications including:

- Occasional domestic use
- Household and garden cleaning
- Smaller paved areas, decking and pathways
- Smaller vehicles and bicycles

PW 125



Compact and lightweight pressure washer, ideal for easy and convenient cleaning of garden furniture, pathways and vehicles.

- 7m reinforced hose
- Aluminium pump
- Quick Connect couplings
- On board storage

Maximum Pressure	Water flow	Power	Weight
125 bar	320 – 460l/h	1500W	71kg
Model	Order PNC	RRP ex VAT	RRP inc VAT
PW 125	967 67 64-02		

PW 235R



Robust all-round pressure washer with remote control making it easy to set your required pressure while working. Aluminium pump provides long lifetime.

- 8m reinforced hose
- Aluminium pump
- Remote pressure control
- Quick Connect couplings
- On board storage

Maximum Pressure	Water flow	Power	Weight
135 bar	350 – 520l/h	1800W	10.4kg
Model	Order PNC	RRP ex VAT	RRP inc VAT
PW 235R	970 45 74-02		





PART-TIME USE



PW 350



Powerful pressure washer designed for demanding jobs. Features low force grip, low noise induction motor and long spray lance.

- 9m reinforced hose
- Aluminium pump
- Aluminium telescopic handle
- Quick Connect couplings
- On board storage
- Low noise induction motor

Maximum Pressure	Water flow	Power	Weight
150 bar	420 – 500l/h	2100W	18.8kg
Model	Order PNC	RRP ex VAT	RRP inc VAT
PW 350	967 67 77-02		

PW 480



High pressure washer with robust design built for the toughest cleaning tasks. Water flow and integrated detergent tank are controlled on the front panel. A brass pump head ensures an outstanding long-term performance.

- 13m steel armed hose
- Brass pump
- Aluminium telescopic handle
- Quick Connect couplings
- On board storage
- Low noise induction motor

Maximum Pressure	Water flow	Power	Weight
180 bar	540 – 610l/h	2900W	27.8kg
Model	Order PNC	RRP ex VAT	RRP inc VAT
PW 480	970 46 83-02		

High specification pressure washers offering the highest levels of performance and product lifetime. Built for the toughest cleaning applications including larger vehicles, driveways and large paved areas. The longer hose lengths allow increased cleaning area coverage without the need to re-position the pressure washer.

Both models feature large wheels and aluminium telescopic handle which makes the products easy to transport and store. High performance induction motors ensure maximum cleaning performance whilst remaining quiet. Products are supplied with two nozzles and PW 350 a foam sprayer for applying detergent.

The PW 480 features pressure control for optimal adjustment and minimum water consumption, as well as an on board detergent tank.

Ideal for applications including:

- **Demanding domestic and landowner use**
- **Larger paved areas, decking and driveways**
- **Vehicles and machinery**





ACCESSORIES



A range of specialist Husqvarna accessories designed for tackling specific applications, making your pressure washer much more versatile and efficient.

Ideal for applications including:

- **Cleaning hard surfaces, paved areas, decking and driveways**
- **Cleaning vehicles and machinery**
- **Unblocking pipes and guttering**
- **Cleaning delicate surfaces**
- **Water removal**
- **Cleaning solution & detergent application**

SURFACE CLEANER SC 300



SC 300 is a compact rotating splash free cleaner with pressure regulation. It is suitable for cleaning both vertical and horizontal larger surfaces such as patios, driveways, terraces and walls.

Fitment	Order PNC	RRP ex VAT	RRP inc VAT
PW 125 - PW 350	590 65 79-01		

SURFACE CLEANER SC 400



SC 400 is a large rotating splash free cleaner with pressure regulation. Supplied with an extra set of high pressure nozzles for removal of stubborn dirt. It is suitable for cleaning larger surfaces such as patios, driveways, walls and terraces.

Fitment	Order PNC	RRP ex VAT	RRP inc VAT
All models	590 65 78-01		

VEHICLE KIT



Vehicle kit contains a wide fan jet nozzle for a quick and gentle cleaning of sensitive surfaces, an angled nozzle for hard-to-reach areas such as wheel arches, and a wash brush with a squeegee.

Fitment	Order PNC	RRP ex VAT	RRP inc VAT
PW 125 - PW 350	590 66 07-01		

ROTATING BRUSH KIT



Rotating brush kit has three different brushes that can be mounted for soft, hard and difficult to reach surfaces. It has a built in detergent tank with regulation for a perfect dosage.

Fitment	Order PNC	RRP ex VAT	RRP inc VAT
All models	590 66 06-01		

FOAM SPRAYER FS 300



Foam sprayer FS 300 is an efficient and fast covering foam sprayer with long lasting cleaning effect which maximises detergent performance. The FS 300 saves up to 30% cleaning solution compared to a standard foam sprayer.

Fitment	Order PNC	RRP ex VAT	RRP inc VAT
PW 125 - PW 350	590 66 04-01		

ANGLED SPRAY LANCE



Angled spray lance with an integrated nozzle is designed for cleaning hard-to-reach areas such as under chassis, car wheel arches or roof gutters.

Fitment	Order PNC	RRP ex VAT	RRP inc VAT
All models	590 66 11-01		





PRESSURE WASHERS

PIPE CLEANING HOSE - 15M



The flexible self-feeding pipe cleaning hose is perfect when cleaning pipes, blocked drains or rain gutters. The two nozzles included enables efficient cleaning in both small and large diameter pipes.

Fitment	Order PNC	RRP ex VAT	RRP inc VAT
All models	590 66 10-01		

EXTENSION HOSE - 8M



8 metre extension hose with textile reinforcement making it durable and highly flexible, also features quick connection. Hose is designed to increase working area and can be used for pressures up to 150 bar and temperatures up to 65°C.

Fitment	Order PNC	RRP ex VAT	RRP inc VAT
PW 125 - PW 350	590 66 08-01		

SUCTION HOSE - 3M



3 metre suction hose enables to feed water to your high pressure washer from alternative sources such as rain water tanks and barrels. It is recommended to also use a separate water filter (PNC 590 65 93-01) to prevent dirt damaging the pump.

Fitment	Order PNC	RRP ex VAT	RRP inc VAT
All models	590 65 97-01		

WATER FILTER WF 300



Water Filter protects the pump against dirt and debris ingress when using water from an external source such as a rain water tank. It is recommended to be use with Suction hose 3M.

Fitment	Order PNC	RRP ex VAT	RRP inc VAT
All models	590 65 93-01		

WATER SUCTION NOZZLE



Water suction nozzle turns your high pressure washer into a pump for removal of large volumes of unwanted water. Ideal when dealing with excess flood water, emptying ponds or drying up pools on the patio.

Fitment	Order PNC	RRP ex VAT	RRP inc VAT
PW 125 - PW 350	590 66 05-01		

EXTENSION HOSE STEEL ARMED - 10M



10 metre extension hose with steel reinforcement making it robust and highly flexible, also features quick connection. Hose is designed to increase working area and can be used for pressures up to 160 bar and temperatures up to 100°C.

Fitment	Order PNC	RRP ex VAT	RRP inc VAT
All models	590 66 09-01		

BACKFLOW PREVENTER



Backflow preventer is designed to prevent dirty water from washing back into a clean water supply from the high pressure washer.

Fitment	Order PNC	RRP ex VAT	RRP inc VAT
All models	590 65 95-01		

CLEANING SOLUTIONS



Stone & wood cleaner - Highly effective detergent ideal for cleaning pavements, bricks and wood. Also suitable for other cleaning surfaces that endure water. Vehicle cleaner & wax - powerful and gentle detergent primarily designed for washing cars & other type of vehicles with sensitive surfaces. The detergent has a 3-in-1 effect-wash, clean and shine.

Solution	Order PNC	RRP ex VAT	RRP inc VAT
Stone & wood cleaner	590 66 12-01		
Vehicle cleaner & wax	590 66 13-01		





TECHNICAL SPECIFICATIONS

	PW 125	PW 235R	PW 350	PW 480
RECOMMENDATION CHART				
Large-sized residential gardens/ landowner areas	○○○	○○○	○○○	●●○
Medium-sized residential gardens	●○○	●●○	●●●	●●●
Small-sized residential gardens	●●●	●●●	●●●	●●●
Vehicle cleaning	●○○	●●○	●●○	●●●
TECHNICAL SPECIFICATIONS				
Max pressure, bar	125	135	150	180
Operating pressure max, bar	95	105	135	140
Water flow, l/h	320-460	350-520	420-500	540-610
Voltage, V	230	230	230	230
Power rating, W	1500	1800	2100	2900
Max. water inlet temperature, °C	40	40	40	60
Trigger gun vibration level with standard nozzle, m/s ² *	< 2.5 ± 1	< 2.5 ± 1	< 2.5 ± 1	< 2.5 ± 1
Rated current, A	7.4	8.0	9.5	12.6
Guaranteed sound power level LWA, dBA**	87	86	90	89
Max self-priming suction, m	0.5	0.5	1.0	1.0
Power cord length, m	5	5	5	5
Hose length, m	7	8	9	13
Detergent tank volume, l	0.5	0.5	0.5	2.5
Product size (W×L×H), mm	300×315×820	265×275×845	350×325×710	390×350×810
Weight, kg	7.1	10.4	18.8	27.8
FEATURES				
Metal pump	●	●	●	●
Double swivels and quick connect	●	●	●	●
On board storage	●	●	●	●
Rotary nozzle	●	●	●	●
Flat jet nozzle, variable pressure	●	● (fixed)	●	●
Hose reel	●	●	●	●
Foam sprayer	●	●	●	—
Aluminium carrying handle	—	—	●	●
Aluminium telescopic handle	—	—	●	●
Power cord storage with quick release	—	—	●	●
Flexible high-pressure hose	●	●	●	—
Steel reinforced high-pressure hose	—	—	—	●
Induction motor	—	—	●	●
Long spray lance	—	—	●	●
Low force grip	—	—	●	●
Brass pump	—	—	—	●
Pressure control	—	—	—	●
Internal detergent tank	—	—	—	●
Ceramic coated pistons	—	—	—	—
Remote pressure control	—	●	—	—
AVAILABLE ATTACHMENTS				
Angled spray lance	●	●	●	●
Backflow preventer	●	●	●	●
Extension hose steel reinforced 10 m	●	●	●	●
Extension hose textile reinforced 8 m	●	●	●	—
Foam sprayer FS 300	●	●	●	—
O-ring kit	●	●	●	●
Pipe cleaning hose 15 m	●	●	●	●
Rotating brush kit	●	●	●	●
Stone and wood cleaner	●	●	●	●
Suction hose	●	●	●	●
Surface cleaner SC 300	●	●	●	—
Surface cleaner SC 400	●	●	●	●
Vehicle cleaner and wax	●	●	●	●
Vehicle cleaning kit	●	●	●	—
Water filter	●	●	●	●
Water suction nozzle	●	●	●	—

*Hand-arm vibration according to ISO 5349-1 with flat jet nozzle.

**Noise emissions in the environment measured as sound power (LWA) in conformity with EC directive 2000/14/EC.

The guaranteed sound power level includes variation in production as well as variation from the test code with 1-3 dB(A).





Just put a sensor on any piece of equipment and you'll always know where your machines are, how much they've been used, when they need to be serviced or replaced – and much more. If you use our professional robotic mowers, you don't even need to install a sensor. All this updated information – easily accessible from your phone, tablet or laptop – allows you to save a lot of time and money, to develop your business even further.



HOW IT WORKS

The system keeps track of your equipment either through the use of machine sensors or – in the case of our professional robotic mowers – built-in connectivity. The equipment data is transmitted via Bluetooth (for Automower® it's via 2G/3G) and can either be collected in the field via the intuitive Husqvarna Fleet Services™ app, or back in storage via the Husqvarna Fleet Services™ Gateway app. The combination of these apps gives you updated data that's automatically uploaded to the cloud-based account where you can access it from any device if you decide not to continue with the service.

Read more at www.husqvarna.com/uk/services/fleet-services



REDUCE YOUR CO₂ EMISSIONS

Whether you work for a council or a commercial contractor, reducing CO₂ emissions is an important target. The Carbon Footprint Calculator provides you with the data and insights you need to take action – and of course, to report your progress to your stakeholders.



COMPLETE FLEET MANAGEMENT, HOW IT MAKES YOUR WORKDAY EASIER

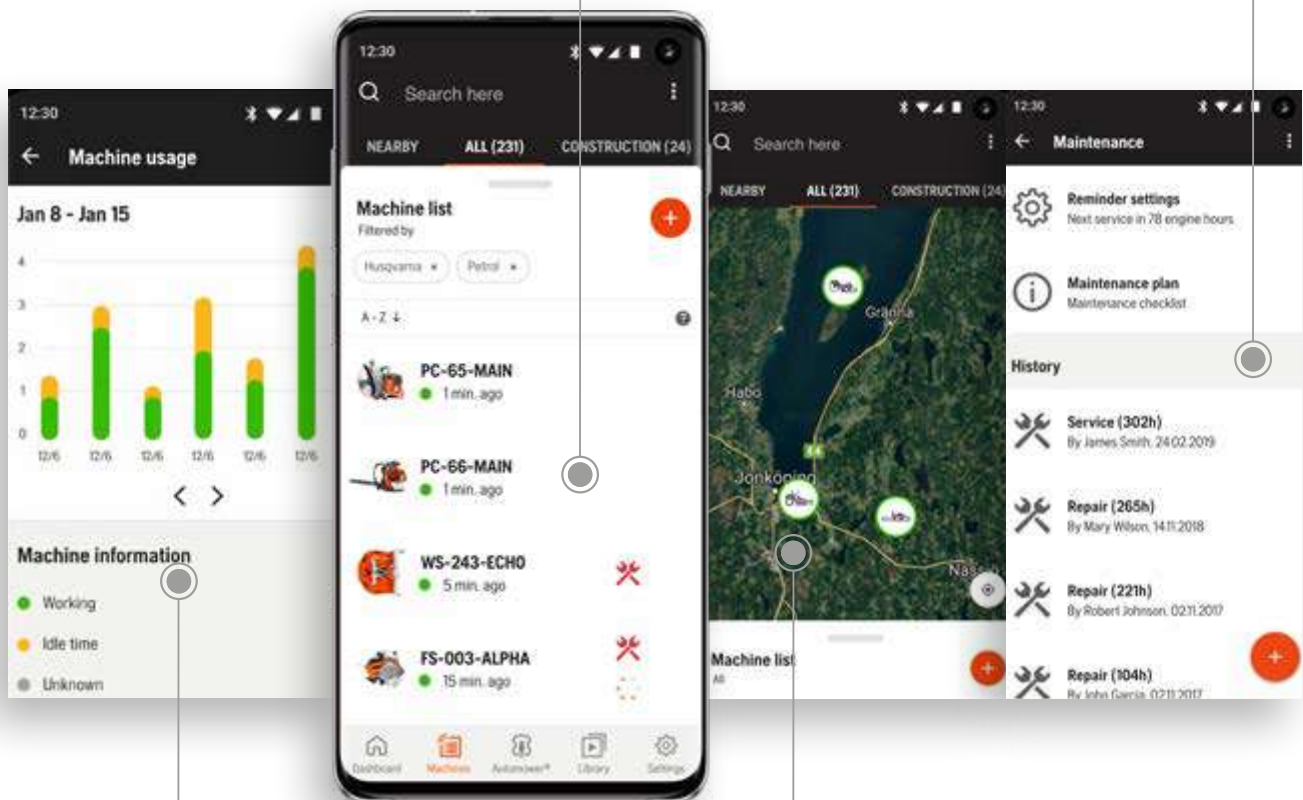
The system keeps track of your equipment through the use of machine sensors. The equipment data is transmitted via Bluetooth and can either be collected in the field via the intuitive Husqvarna Fleet Services™ app, or back in storage via the Husqvarna Fleet Services™ Gateway app. The combination of these apps gives you updated data that's automatically uploaded to the cloud-based account where you can access it from any device

ALL YOUR EQUIPMENT IN ONE PLACE

Don't rely on paperwork. With Husqvarna Fleet Services™, you just check the inventory list, and you know exactly how many machines you have of each type. Give them unique names, and you can easily tell which is which. You can add sensors to all sorts of equipment, even machines from other manufacturers. By using tags, different machines can be categorised for different purposes. This could include "tagging" machines for different locations or to different teams.

SERVICE HISTORY AND NOTIFICATIONS

By using Husqvarna Fleet Services™, you always have access to the service history for each piece of equipment, making it much easier to keep track of its status and troubleshoot in case of a breakdown. You can also get service reminders based on actual engine hours or calendar time, to make sure your equipment is always in great shape.



SEE WHEN AND HOW MUCH YOU'VE USED IT

Since the sensors track the engine hours of every machine, you can easily get an overview with Husqvarna Fleet Services™. You can produce a workday log with detailed information on how many hours they have been used every day.

TRACK THEM ALL ON THE MAP

Always keep track of where you last had your equipment. As soon as a machine with a sensor is within Bluetooth® distance from the app, its location is registered. So whenever you're looking for a machine, you just check the map to find out if it's in the storage, away for service or out working. The tag feature makes it possible to have grouped machines performing specific tasks within specific pre-set geographic locations.

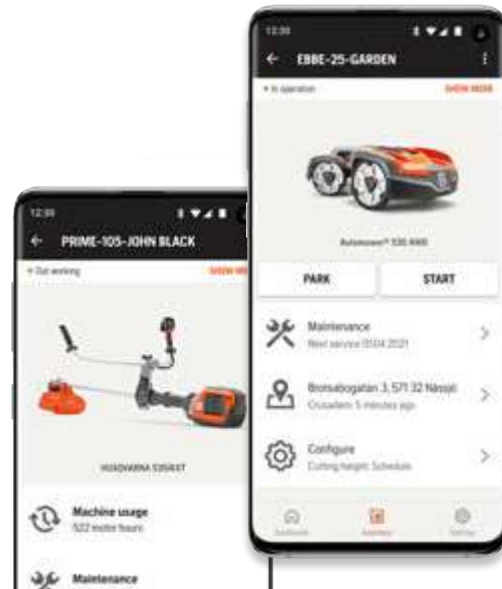




+ INTEGRATED CONNECTIVITY

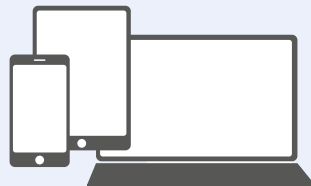
Selected 500 series battery and ride on machines feature a built-in connectivity module allowing easy connection to Husqvarna Fleet Services™. This allows you to see each machine's last known location, its usage statistics and service history – and much more without the need of a machine sensor. This also facilitates updates of the machine's firmware, so that it's always compatible with the latest functions in Husqvarna Fleet Services™.

All 500 Series robotic mowers are supplied as standard with Husqvarna Fleet Services™. With a free 10 year data plan included it gives you the possibility to monitor and control multiple numbers of mowers from your smart phone, tablet or laptop. You can overview your mower's status or exact location and adjust various settings. The digital tool also sends notifications and allows you to track the mower's position in case of theft – from anywhere.



SUBSCRIPTION PLANS

Try Husqvarna Fleet Services™ and find out how it can improve your business. It's easy to get started. Select the plan that best suits the requirements of your business. The system is scalable allowing full integration no matter how small or large your fleet size.



MACHINE SENSOR



The machine sensor allows you to connect all sorts of hand held and wheeled machines. This also includes products from other manufacturers.

Fits to	Order PNC	RRP ex VAT	RRP inc VAT
Machine	584 91 89-05		

MACHINE SENSOR KEY



Specialist tool designed for opening and closing the machine sensor, for instance to change the battery.

Fits to	Order PNC	RRP ex VAT	RRP inc VAT
Machine sensor	585 47 76-01		

FIND OUT MORE POSSIBILITIES

For more information on Husqvarna Fleet Services™ and detailed subscription plans based upon the requirements of your business.

Visit www.husqvarna.com/uk/services/fleet-services





THE PROFESSIONAL WAY TO MANAGE YOUR ROBOTIC MOWERS

When you invest in our 500 Series robotic mowers, you get free access to Husqvarna Fleet Services™ – a digital tool allowing you to easily monitor and control them from your smart phone, tablet or laptop. Just as easy as it should be.

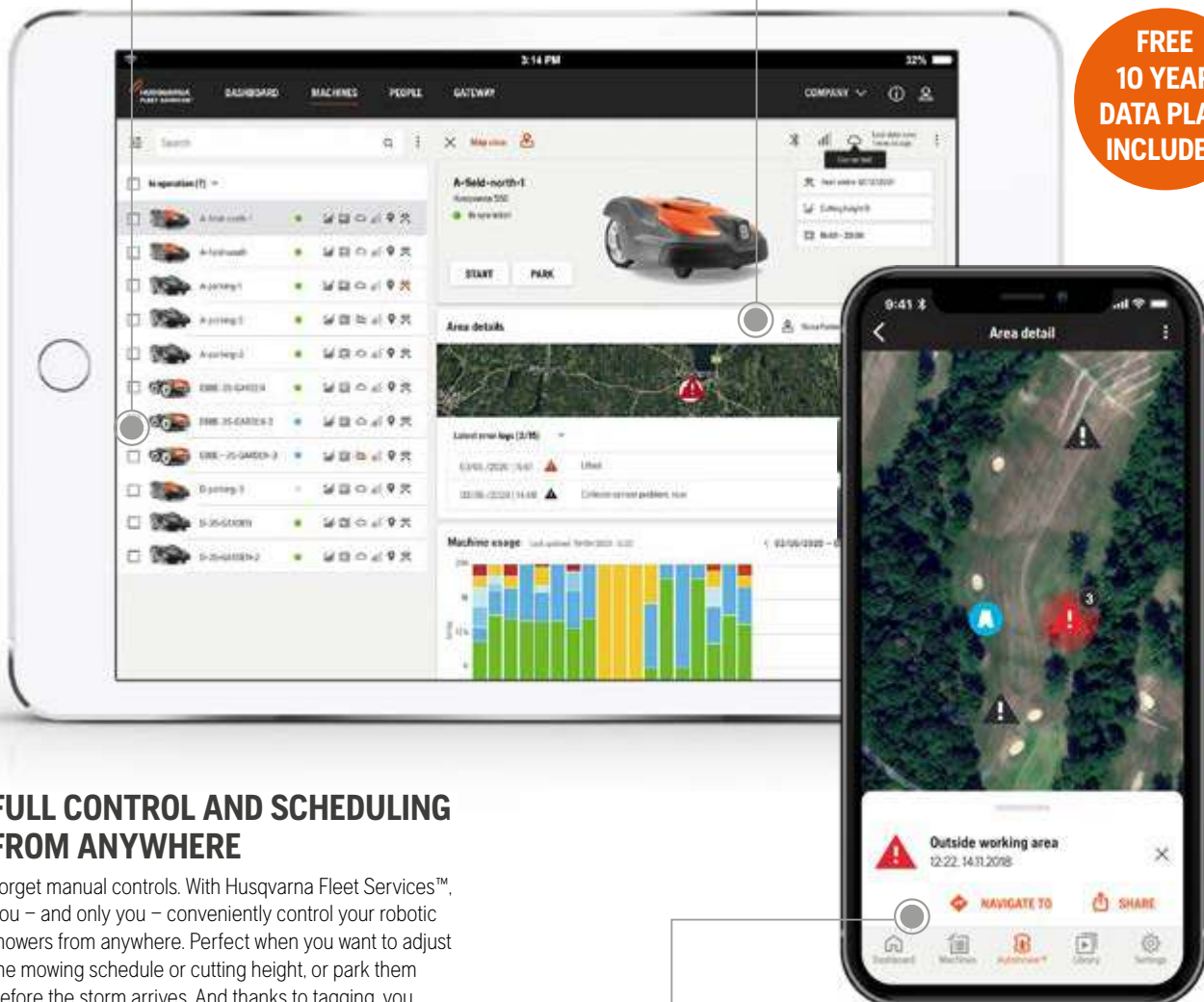
FILTERS THAT MAKE YOUR MOWERS MORE EFFICIENT

Different mowers can be “tagged” to different teams, or to different locations, and then grouped for easier handling. The different user roles can also be tagged with different levels of control.

ALWAYS KEEP TRACK OF THEIR EXACT LOCATIONS

Want an overview of all your robotic mowers? Just check the map view. Thanks to the built-in GPS, you always know the exact location and status of every robotic mower. Use tags to issue commands to all mowers in specific areas for even easier fleet handling.

**FREE
10 YEAR
DATA PLAN
INCLUDED**



FULL CONTROL AND SCHEDULING FROM ANYWHERE

Forget manual controls. With Husqvarna Fleet Services™, you – and only you – conveniently control your robotic mowers from anywhere. Perfect when you want to adjust the mowing schedule or cutting height, or park them before the storm arrives. And thanks to tagging, you can exert exact control over all your mowers, grouping them and issuing batch commands, directly from your smartphone app.

+ ALL YOUR EQUIPMENT IN ONE PLACE

If you want to, you can also connect the rest of your equipment to the system by using Husqvarna Fleet Services™ sensors. [Learn more at www.husqvarna.com/uk/services/fleet-services](http://www.husqvarna.com/uk/services/fleet-services)

OPERATIONAL INSIGHTS

Should anything happen, such as an unexpected standstill for one mower, you'll immediately receive a notification to your phone. Information about where problems occur and how often give you valuable insights to continuously adjust and improve the installation, which ensure a smooth and efficient operation. Through the Automower® Machine usage tab, you can review daily user data for more insights. The information is summarised in an easy and accessible way, helping you make your fleet usage more efficient and productive.





DO THE DAILY CHECKS YOURSELF, LEAVE THE REST TO OUR EXPERTS

With over 300 Authorised Husqvarna dealers in the UK, you're never far from professional service and support using only Genuine Husqvarna spare parts, fuels and lubricants. Our dealers are the experts in keeping your machines running safe, smooth and strong.

For more information visit www.husqvarna.com/uk/support



GET SERVICE NOTIFICATIONS FROM YOUR CONNECTED HUSQVARNA PRODUCTS

With the Husqvarna Connect app, you can get notifications to your smartphone when your connected products need a service. You can find the nearest Authorised Husqvarna dealer, make the call and even bookmark your favourite dealer directly in the app.

For more details see page 5 or visit www.husqvarna.com/uk





PROFESSIONAL SUPPORT FOR PROFESSIONAL DEMANDS

Your Authorised Husqvarna dealer can advise you on machinery and services to suit your needs. They can also supply you with Genuine Husqvarna spare parts, lubricants and accessories as well as adequate service and repair to keep your Husqvarna equipment ready for your next job. Our dedicated dealers provide professional services for your machines, to safeguard optimal performance and reliability. The Authorised Husqvarna dealer network consists of 25,000 locations worldwide, so we're never far away. See our interactive dealer locator on www.husqvarna.com/uk/dealer-locator.

KEEP YOUR MACHINES IN ORIGINAL SHAPE WITH GENUINE HUSQVARNA SPARE PARTS

Our product development always starts with you, the user, in focus, to make your work less strenuous and more efficient. This is also why every single part in a Husqvarna machine is rigorously tested to ensure it interacts optimally with all the other parts. This interaction produces the reliability and characteristics you have the right to expect from a Husqvarna, while proper servicing and using the right parts mean your equipment performs safely, reliably and economically in the long run. Genuine Husqvarna spare parts allow you to get the most out of your Husqvarna.



ENJOY OUR OFF-SEASON SERVICE OFFERS

It's wise to let your Authorised Husqvarna dealer do the service in the off-season period when your garden rests from growing and you can spare your equipment for a while. Look out for the off-season service offers and local pick-up /delivery services offered by your Authorised Husqvarna dealer. Don't forget to ask your dealer to register your product at your dealership to ensure special offers and information.

MINIMISE YOUR DOWNTIME WITH PREVENTIVE MAINTENANCE AND REPAIR

At our dealers, all servicing is done by authorised technicians. They are all specialists trained in the machines you are using. Many workshops have fixed prices for all forms of service - look out for our Service Menus at your local dealer. For each machine there is a detailed service plan, which is divided into a number of time intervals and presented to you in our Service Checklists. By maintaining your machines regularly and servicing them at the recommended times, you ensure the machines are performing optimally. You also minimise the risk of unexpected downtime. And, just as importantly, the machine will last longer.



+ ADD PERFORMANCE WITH HUSQVARNA ACCESSORIES



Why let poor equipment get in your way? Husqvarna accessories allow you to keep working – and delivering great results. By choosing Husqvarna accessories and lubricants from our extensive product range, you are guaranteed the same high quality throughout the lifespan of the product.

+ HUSQVARNA WARRANTY

Consumer Use - Products and Accessories. Husqvarna provides a 24 month warranty for consumer use provided that the following conditions are met: Sale of Husqvarna products must be registered through intended applications in the Husqvarna Reseller Portal, or to its connected services. The Husqvarna Product must have a proven service history in accordance with the product operator handbook/manual (where service instructions are provided).

Professional Use - Products and Accessories. Husqvarna provides a 12 month warranty for professional use provided that the following conditions are met: Sale of Husqvarna products must be registered through intended applications in the Husqvarna Reseller Portal, or to its connected services. The Husqvarna Product must have a proven service history in accordance with the product operator handbook/manual (where service instructions are provided).

Note! Battery warranty is handled separately, see your Husqvarna dealer for details.





EXPECT MAXIMUM PROTECTION – NO MATTER THE PERFORMANCE LEVEL



TECHNICAL EXTREME




TECHNICAL



LAYERED PROTECTION

Our advanced protective material comprises fewer layers. This makes it lighter, without compromising protection levels. The material and layering design consists of long fibres that can become tangled in the chain.



CONFIDENT SAFETY WITH REGULAR TESTING

Protective clothing for forestry work must carry CE marking. The additional EuroTest mark shows that randomly selected samples are regularly re-inspected by an accredited institute.



Good protective equipment must withstand demanding conditions and provide the required protection. That's why we use nothing but high-quality materials. Each job comes with different requirements. Our range of protective clothing takes into consideration every type of work.

In fact, our extensive range of safety clothing, offering the latest innovations in design and materials, will provide you with the level of protection and comfort you need to get the job done.



FUNCTIONAL



CLASSIC

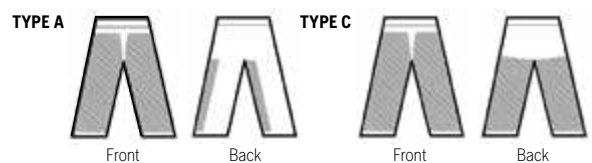


GRADED PROTECTION CLASS

All personal protection is ranked based on its ability to stop the chain at different speeds: Class 0 (16m/s), Class 1 (20m/s), Class 2 (24m/s) and Class 3 (28m/s). Tested and approved in accordance with European (CE) and International (ISO) standards.



TROUSER CUT PROTECTION AREAS



The shaded areas show the location of protective material.





MATERIALS CHOSEN FOR YOUR NEEDS

OCCASIONAL USE



WORKWEAR TWILL

The woven twill fabric has a reliable performance in workwear. It is resistant to tearing, stretching and stains, which gives it a high sturdiness. Available in our Classic range. 270 G/M². 65% POLYESTER / 35% COTTON.



WORKWEAR SHINE TWILL

The woven twill fabric has a reliable performance in workwear. It is resistant to tearing, stretching and stains, which gives it a high sturdiness. The shiny yarn in the fabric creates an appealing appearance. Available in our Classic range. 240 G/M². 70% POLYESTER / 30% COTTON.

PART-TIME USE



MICRO POLYESTER

Our Micro Polyester is a plain woven fabric with a soft touch. It is resistant to tearing, stretching and stains. Available in our Functional range. 190 G/M². 100% POLYESTER.



CORDURA® HEAVY

Cordura® means durability without compromise. The fabric delivers high functionality and exceptional comfort. Our Cordura® Heavy is used on the most exposed areas of the garments — around ankles and wrists for example. The fabric has a Teflon® finish which helps repel water, oil and stains. Available in our Functional and Technical ranges. 220 G/M². 100% CORDURA®.



CORDURA® LIGHT

Cordura® means durability without compromise. The fabric delivers high functionality and exceptional comfort in a lightweight fabric. Available in our Functional range. 175 G/M². 100% CORDURA® POLYAMIDE.

FULL-TIME USE



COMFORTABLE STRETCH

A 4-way stretch fabric that stretches in all directions, length-ways and across. The breathable fabric therefore gives you high movability in areas where it is needed, and provides comfortable movement. Available in our Technical range. 235 G/M². 92% POLYESTER / 8% LYCRA®.



ARAMIDE MÉLANGE

A fibre composition combining abrasion resistant Kevlar® fibres and hardwearing Cordura® fibres, making our Aramide mélange a tough fabric used for reinforcements on exposed areas. Available in our Technical range. 240 G/M². 45% CORDURA® / 30% POLYAMID / 25% KEVLAR® ARAMIDE.

FULL-TIME USE



CORDURA® REFLEX

Cordura® means durability without compromise. The fabric delivers the wear and tear resistance needed on the most exposed areas. The reflective yarn in the fabric gives high visibility in dark and dim conditions. Available in our Technical Extreme range. 335G/M². 100% POLYAMIDE.



CORDURA® CHECKERED

The fabric delivers the wear and tear resistance needed on the most exposed areas. Coated on the back for improved water resistance. Available in our Technical Extreme range. 225 G/M². 100% POLYAMIDE.



LIGHT WEIGHT STRETCH

Our light 4-way stretch fabric stretches in all directions, length-ways and across. The breathable fabric therefore gives you high movability in areas where it is needed, and provides maximum comfort. Available in our Technical Extreme range. 190 G/M². 88% POLYESTER (14% POLYESTER COOLMAX®) / 12% ELASTANE (LYCRA®).



FEATHER STRETCH

Our lightest fabric with 2-way stretch is used for areas in need of a great movability. The fabric gives freedom of movement and high comfort. Available in our Technical Extreme range. 185 G/M². 66% POLYESTER / 34% ELASTANE.





FIND YOUR SIZE

FOREST JACKETS / STANDARD SIZES

SIZES		S	M	L	XL	XXL	XXXL
Male	Chest (inches)	36-38"	40-42"	44-46"	48-50"	52-54"	54-56"

SIZES		XS	S	M
Female	Chest (inches)	31-34"	34-36"	36-39"

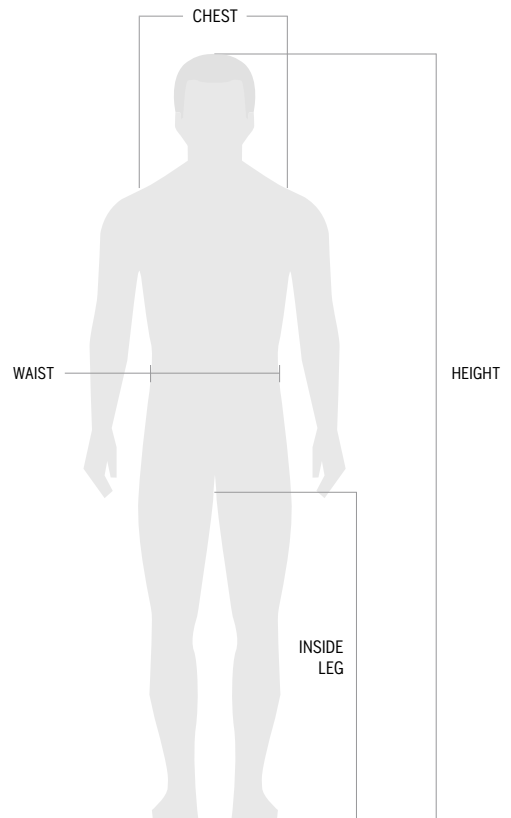
PROTECTIVE TROUSERS

SIZES	44	46/48	50/52	54/56	56/60	62
MODEL	XS	S	M	L	XL	XXL
Height (cm)	170-176	170-176	176-182	176-182	182-188	188
Waist (inches)	31"	32-34"	35-36"	37-38"	39-40"	42"
Inside leg (inches)	31"	31.5"	32"	32.5"	33"	33"

SHORT LEG	S-7cm	M-7cm	L-7cm	XL-7cm
Height (cm)	165-171	171-177	177-177	177-183
Waist (inches)	32"	35"	37"	39"
Inside leg (inches)	26.5"	27"	27.5"	27.5"

LONG LEG	S+7cm	M+7cm	L+7cm	XL+7cm
Height (cm)	175-181	181-187	181-187	187-193
Waist (inches)	32"	35"	37"	39"
Inside leg (inches)	34"	34.5"	35"	35.5"

Note: All measurements are body measurements, except the inner leg, which is a garment measurement. If a base layer is to be worn under the garment, it should also be worn when measuring. Chest: measured around the widest part of the chest. Height: from top to toe. Waist: measured around the waist. Inside leg: measured from crotch to desired length.



KEEP YOUR SAFETY CLOTHING SAFE

WASHING GUIDE

Your protective clothes are regularly exposed to sweat and oil. These substances can reach the protective layer, reducing its functionality. This is why you need to wash your clothes regularly and in accordance with their labelling. If your clothes get heavily soiled, you should wash them as soon as possible after use.



Wash the garment regularly in accordance with the instructions on the inside labelling.



Machine wash. For temperature, see inside labelling.



After washing, the garment should be stretched prior to drying. Air dry slowly.



Do not wash your protective clothes inside out. Also, do not bleach, dry clean, or tumble dry. Iron with low heat.



Clean the garment immediately if it has been subjected to petrol, oil, grease or other flammable materials. Fire hazard!



Keep the garment away from sharp objects, acids, oils, solvents, fuels and animal droppings.

REPAIR GUIDE

In addition to washing and cleaning your protective wear, you also need to check for heavily worn areas, damages and tears in the fabric. The protective functions may be seriously reduced if repairs are not carried out properly. Use the guide below for reference, and always consult your dealer if in doubt.



If a repair to the outer material is being made, do not sew into the protective material as this can reduce its protective qualities.



Damaged outer material must be repaired immediately in order to prevent the protective material becoming damaged.



The garment should be scrapped and not used again if the protective material has been: damaged, incorrectly washed, or altered from its original shape.



Adhesive must not be used when carrying out repairs as it may affect the protective material and reduce its protective qualities.



This product is no substitute for the operation of a chainsaw and does not provide total protection.

Cut-retardant apparel and materials are subject to a certain degree of aging. In professional logging, the maximum period of usage is considered to be about 12 months. In non-professional or occasional use, up to 5 years is considered acceptable.





CLASSIC – OCCASIONAL USE

REGULAR FIT



PROTECTING THE PROTECTION

The saw protection pad is completely covered, so saw dust doesn't compromise the performance of the fibre layers.



REINFORCED FOR DURABILITY

The lower part of the protection pad on the inside of the trousers is reinforced to protect the saw protection from wear and ensures high durability.



KEEP COOL

The jacket has a full-length front zip and an open yoke at the back. The ventilation zips at the back of the legs let you adjust the airflow.



ZIPPED POCKETS

For easy access to your belongings, the jacket comes with two zipped front pockets as well as a chest pocket.

PROTECTIVE PERFORMANCE CLOTHING BY HUSQVARNA

The Husqvarna Classic range is intended for occasional use and is designed with the domestic user in mind at an affordable cost. It offers the highest quality and reliability you expect from Husqvarna.

Ideal for lighter tasks such as:

- Cutting firewood
- Felling smaller trees
- General property maintenance
- Pruning
- Carpentry work





CLASSIC FOREST JACKET



Size (chest)
46 for 36-38"
50 for 40-42"
54 for 44-46"
58 for 48-50"
62 for 52-54"

Made from high-quality polyester/cotton twill with hi-viz orange panels and reflective logos. Cuff buttons allow a tighter fit when operating a chainsaw in cooler weather.

Order PNC	RRP ex VAT	RRP inc VAT
582 33 51-XX		

CLASSIC FOREST HIGH VIZ JACKET



Size (chest)
46 for 36-38"
50 for 40-42"
54 for 44-46"
58 for 48-50"
62 for 52-54"
66 for 54-56"

Comfortable design made from high-quality polyester/cotton twill. The visibility is tested to EN ISO 20471 Class 3 (the highest standard), making it fully approved for use at the roadside as well as in the forest.

Order PNC	RRP ex VAT	RRP inc VAT
596 30 46-XX		

CLASSIC PROTECTIVE TROUSERS 20A



Size (waist)
44 for 31" 54 for 37"
46 for 32" 56 for 38"
48 for 34" 58 for 39"
50 for 35" 60 for 40"
52 for 36" 62 for 42"

Made from tough polyester/cotton twill in a regular fit. The saw protection pad is reinforced on the lower inside to withstand wear and tear from boots. With ruler pockets, zipped front pockets and Husqvarna logo on lower back leg.

TYPE A, CLASS 1

Item	Order PNC	RRP ex VAT	RRP inc VAT
Waist Trousers	595 00 14-XX		

CLASSIC PROTECTIVE CHAPS 20A



One size

Quick and easy to pull on and off, these chaps provide occasional chainsaw users with reliable protection and convenience. With full length zip fastenings at back and waist belt with adjustable height and waist. The saw protection pad is reinforced inside.

TYPE A, CLASS 1

Order PNC	RRP ex VAT	RRP inc VAT
595 00 16-01		

CLASSIC PROTECTIVE KIT - BASIC



Complete with helmet, visor and ear defenders. **TYPE A CLASS 1** Classic chaps and **CLASS 0** protective gloves.

Item	Order PNC	RRP ex VAT	RRP inc VAT
Basic Protective Kit	597 43 22-01		

HUSQVARNA RECOMMEND

Active Cleaning Detergent. Page 275

Keep your gear in good condition. Check for damage and clean your clothing regularly to help maintain its protective values. This goes for all clothing, including gloves and helmets. Replace any damaged items. Read more on how to look after your protective clothing on page 271.





FUNCTIONAL – PART-TIME USE

REGULAR FIT



REINFORCED FOR DURABILITY

The lower part of the protection pad on the inside of the trousers is reinforced to protect the saw protection from wear and ensure high durability.



ADJUST FOR PERFECT FIT

The elastic drawstring with a cord lock at the waist allows you to easily tighten or loosen the jacket for improved fit.



WELL VENTILATED

Openings at the yoke make for good ventilation. Zips under the arms and at the back of the legs let you adjust the airflow to your liking.

PROTECTIVE CLOTHING MADE FOR FUNCTIONAL PERFORMANCE

The Husqvarna Functional range is intended for frequent use in more demanding conditions. Tough, resistant fabrics, effective ventilations and smart design features help you handle any task at hand.

Ideal for applications including:

- Farm and estate maintenance
- Heavy duty firewood cutting
- Agriculture



REINFORCED FOR TOUGH USE

The elbows, wrists and the front of the trousers are made of Cordura®, and the lower part of the trousers has been reinforced to withstand tough use.





FUNCTIONAL FOREST JACKET



Size (chest)
46 for 36-38"
50 for 40-42"
54 for 44-46"
58 for 48-50"
62 for 52-54"

Made from high-quality 100% micro polyester, with Cordura® reinforcement around the wrists with snap button adjustment. Elastic string at the waist and bottom ensures perfect fit. Ventilation zips and reflex bands help you stay comfortable and safe.

Order PNC	RRP ex VAT	RRP inc VAT
582 33 14-XX		

FUNCTIONAL PROTECTIVE TROUSERS 20A



Size (waist)
46 for 32" **56 for 38"**
48 for 34" **58 for 39"**
50 for 35" **60 for 40"**
52 for 36" **62 for 42"**
54 for 37"

High-quality fastenings provide good fit, while ventilation zippers, ruler pocket, reflex tapes and extra Cordura® reinforced knees and ankles ensure safety, productivity and comfort. With Husqvarna logo on the back lower leg. Fulfils EN 381 Class 1 (20m/s).

TYPE A, CLASS 1

Item	Order PNC	RRP ex VAT	RRP inc VAT
Waist Trousers	595 00 08-XX		
Carpenter Trousers	596 30 45-XX		

FUNCTIONAL PROTECTIVE TROUSERS 24A



Size (waist)
46 for 32"
50 for 35"
54 for 37"
58 for 39"
62 for 42"

With saw protection in Class 2, (24m/s). High-quality fastenings provide good fit, while ventilation zippers, ruler pocket, reflex tapes and extra Cordura® reinforced knees and ankles ensure safety, productivity and comfort. With Husqvarna logo on the back lower leg.

TYPE A, CLASS 2

Order PNC	RRP ex VAT	RRP inc VAT
595 00 10-XX		



Locate your nearest dealer

Visit: www.husqvarna.com/uk/dealer-locator



WHAT PROTECTIVE EQUIPMENT DO I NEED TO OPERATE A CHAINSAW?

Never use a chainsaw without chainsaw protective trousers, a helmet with visor and hearing protection, boots with chainsaw protection and gloves with chainsaw protection. Husqvarna also recommends wearing a forestry jacket with high visibility.

Always let someone know where you are working and when you expect to be finished. Finally, have a first aid kit close to hand as well as some form of communication equipment such as a whistle or mobile phone in case you need to call for help.

ACTIVE CLEANING DETERGENT



Phosphate free and biodegradable. For clothing and is also effective for cleaning chains, garden machines, air filters and more.

Item	Order PNC
1 Litre	583 87 69-01
RRP ex VAT	RRP inc VAT

BRACES



Extra wide with adjustable length.

Item	Order PNC
With Leather Straps	505 61 85-10
With Metal Clips	505 61 85-00
RRP ex VAT	RRP inc VAT





TECHNICAL – FULL-TIME USE



TIGHT FIT



PRE-BENT KNEES

The knees are pre-bent and have been tailored to offer maximum mobility without compromising safety.



ADJUST FOR PERFECT FIT

The clothes come with elastic drawstrings at the waist and at the lower bottom of the jacket, allowing you to adjust your gear for a perfect fit.



STRETCH FOR COMFORT

Where needed, the clothes are made of stretch fabric, allowing you to move freely, safely and comfortably.



WELL VENTILATED

Openings at the yoke and the lower back make for good ventilation. Zips under the arms and at the back of the legs let you adjust the airflow to your liking.



REINFORCED WHERE YOU NEED IT

The knees, elbows, ankles and wrists have been reinforced to withstand tough use and make your clothes last longer.



EASY-ACCESS POCKETS

The jacket has two pockets on the chest and a dedicated first-aid pocket. The trousers feature two front pockets, two back pockets, a leg pocket and a double ruler pocket.

PROTECTIVE CLOTHING MADE FOR PROFESSIONAL PERFORMANCE

The Husqvarna Technical range is designed and built to perform all day every day for professional users. Task-optimised design meets modern styling, while tough, light stretch fabrics, reinforced panels and pre-bent knees and elbows offer high resistance, durability and performance.

Ideal for applications including:

- Forestry
- Logging
- Horticulture
- Arboriculture





TECHNICAL FOREST JACKET



Size (chest)
54 for 44-46"
46 for 36-38" **58 for 48-50"**
50 for 40-42" **62 for 52-54"**

Tough yet lightweight four-way stretch polyester with pre-bent sleeves ensures comfortable movement and reduced effort. Ventilation openings on the yoke and lower back, padded chest pocket and zip sleeve adjustment. With Aramide and Cordura® reinforcements.

Order PNC	RRP ex VAT	RRP inc VAT
582 33 21-XX		

TECHNICAL ARBOR 20 JACKET



Size (chest)
54 for 44-46"
46 for 36-38" **58 for 48-50"**
50 for 40-42"

With EN381 Class 1 (20m/s) cut protection. A crafted fit made from two-way stretch polyester with Aramide and Cordura® reinforcements. Enforcements from elbow to wrist. Velcro® adjustments at the end of the sleeves and elastic string at the waist and bottom gives all-day durable performance.

Order PNC	RRP ex VAT	RRP inc VAT
594 99 88-XX		

TECHNICAL VENT JACKET



Size (chest)
54 for 44-46"
46 for 36-38" **58 for 48-50"**
50 for 40-42" **62 for 52-54"**

Designed for forest work in warmer conditions, the jacket is made from 100% knitted polyester under the arms and features pre-bent sleeves and a tight fit for working in the forest. With thin elastic bands around the waist and wrists.

Order PNC	RRP ex VAT	RRP inc VAT
582 33 43-XX		

TECHNICAL HIGH VIZ JACKET



Size (chest)
54 for 44-46"
46 for 36-38" **58 for 48-50"**
50 for 40-42" **62 for 52-54"**

Tough, yet lightweight make this jacket ideal for everyday work in environments where visibility matters. Conforming to EN ISO20471 Class 3, it's made from lightweight stretch polyester, two-way ways on the front and four-ways on the back, with crafted fit.

Order PNC	RRP ex VAT	RRP inc VAT
596 30 37-XX		

TECHNICAL PROTECTIVE TROUSERS 20A

Long
 (+ 7cm leg)
Short
 (- 7cm leg)



Size (waist)
45 for 32" S **54 for 37"**
46 for 32" **55 for 37" L**
47 for 32" L **57 for 39" S**
49 for 35" S **58 for 39"**
50 for 35" **59 for 39" L**
51 for 35" L **61 for 42" S**
53 for 37" S **62 for 42"**

With Aramide and Cordura® reinforcements in critical areas. Lightweight, stretch fabrics with pre-bent knees and ventilated back pockets with zips in a tight fit. **TYPE A, CLASS 1**



Order PNC	RRP ex VAT	RRP inc VAT
594 99 90-XX		

TECHNICAL PROTECTIVE TROUSERS HI-VIZ 20A



Size (waist)
46 for 32" **58 for 39"**
50 for 35" **62 for 42"**
54 for 37"

For work along the roads or where you need more visibility. 4-way stretch where needed allows you to move freely, safely and comfortably. The pre-bent legs offer maximum mobility, the reflective straps high visibility and increased safety, whereas the reinforced knees and legs provide durability during tough use. Approved according to EN 381 class 1 (20m/s) and EN ISO 20471 class 2.

TYPE A, CLASS 1

Order PNC	RRP ex VAT	RRP inc VAT
595 08 72-XX		

TECHNICAL PROTECTIVE TROUSERS 20C



Size (waist)
46 for 32" **58 for 39"**
50 for 35" **62 for 42"**
54 for 37"

Type C trousers in grey colour way design. Lightweight with extended back, ventilated back pockets with Cordura® and Aramide reinforcements and a reinforced crotch. With Husqvarna logo on lower back leg. Fulfills EN 381 Class 1 (20m/s).

TYPE C, CLASS 1



Order PNC	RRP ex VAT	RRP inc VAT
595 00 07-XX		

TECHNICAL ROBUST TROUSERS 20A



Size (waist)
46 for 32" **58 for 39"**
50 for 35" **62 for 42"**
54 for 37"

Dyneema® fabric on the front and reinforcements on crotch in Aramide stretch and Cordura® around ankles. Tick protection around ankles and stretch fabric on trouser back ensures comfort and productivity. Fulfills EN 381 Class 1 (20m/s).

TYPE A, CLASS 1

Order PNC	RRP ex VAT	RRP inc VAT
594 99 86-XX		





TECHNICAL EXTREME – FULL-TIME USE



SLIM FIT

PROTECTIVE CLOTHING MADE FOR MAXIMUM PERFORMANCE

Husqvarna Technical Extreme is our ultimate range of protective clothing. Designed for full-time intensive use in the most demanding conditions. The Technical Extreme range has been developed solely to maximise your performance offering lightweight comfort, breathability and protection. With pre-bent knees, sleeves and a slim fit in durable stretch fabrics, the garments' smart, trade specific design enables maximum performance all day, every day.

Ideal for applications including:

- Professional forestry
- Logging
- Arboriculture



ADJUST FOR PERFECT FIT

The clothing comes with hook and loop wrist and ankle strap as well as elastic drawstrings at the waist and at the lower bottom of the jacket, allowing you to adjust your gear for a perfect fit.



KEEP YOUR TROUSERS IN PLACE

Attach the boot hook on the inside of the cuff to your laces, to keep them tightly secured.



BRACES INCLUDED

The trousers come with quality braces, so they stay safely and comfortably in place all day.



WELL VENTILATED

Openings at the yoke and the lower back make for good ventilation. Zips under the arms and at the back of the legs let you adjust the airflow to your liking.



EASY-ACCESS POCKETS

The jacket has two pockets on the chest, one on the sleeve, and a dedicated first-aid pocket. The trousers feature two front pockets, two back pockets, a leg pocket and a double ruler pocket.



POCKETS FOR YOUR MOBILE PHONE

The chest pockets have a padded lining for your mobile phone, keeping it well protected and within easy reach at all times.





TECHNICAL EXTREME FOREST JACKET



NEW FEMALE SIZES AVAILABLE

Size Male (chest)
 46 for 36-38"
 50 for 40-42"
 54 for 44-46"
 58 for 48-50"
 62 for 52-54"

Size Female
 42 for 31-34"
 46 for 34-36"
 50 for 36-39"

Lightweight, breathable fabrics with pre-bent elbows and padded chest pocket, zipped sleeve pocket and Velcro® adjustable cuffs. The Technical Extreme Forest Jacket features high visibility fabrics and reflex bands in a slim fit. Available in both male and female sizes.

	Order PNC	RRP ex VAT	RRP inc VAT
Male	582 33 10-XX		
Female	582 34 07-XX		

TECHNICAL EXTREME PROTECTIVE TROUSERS 20A



Size (waist)
 42 for 30" 62 for 42"
 46 for 32"
 50 for 35"
 54 for 37"
 58 for 39"

Slim fit with lightweight stretch and Cordura® reinforcement in critical areas. With Tech-Knee and ventilation openings which provide protection and durability. With an adjustable waist, reflex tapes and Husqvarna logo on lower back leg. Fulfils EN 381 Class 1 (20m/s).

TYPE A, CLASS 1

	Order PNC	RRP ex VAT	RRP inc VAT
	594 99 68-XX		

TECHNICAL EXTREME PROTECTIVE ARBOR TROUSERS 20A



Size (waist)
 42 for 30" 54 for 37"
 46 for 32" 58 for 39"
 50 for 35" 62 for 42"

Designed for the challenges of climbing and working in trees, the Technical Extreme Arbor trouser offers a combination of safety, agility and function. With strong and light Dyneema®, Cordura® and Kevlar® reinforcements it is made to withstand wear in areas most needed. The design combines the key features of the Technical Extreme range with features adapted to the needs of arborists to fit with climbing gear. Size S-XL.

EN381 TYPE A, CLASS 1



EXTENDED LEG

An extra three centimetres has been added to make sure the trouser stays over the boot when climbing, for protection and comfort.



EASY ACCESS POCKETS

Side pockets with reversed zips for easy access when wearing harness, and double thigh pockets with loops for storage.

	Order PNC	RRP ex VAT	RRP inc VAT
	595 21 77-XX		



! TECH-KNEE TECHNOLOGY. EXCEPTIONAL PROTECTION AND MOBILITY

ADDED PROTECTIVE LAYERS

The Tech-Knee provides excellent saw protection, thanks to the additional fibre layers. This improves safety, especially in situations where the trousers fit tight to the knee.

WATER REPELLENT

The knee has a water-resistant inner lining and an outer layer made of water-repellent fabric, keeping water and moisture from penetrating the saw protection layers. This means you can work comfortably in wet conditions for a longer time.

PRE-BENT FABRIC

The complete knee, including the waterproof layers and saw protection fabric, has been pre-bent to ensure a perfect fit in all working positions.



**TECHNICAL FOR BRUSHCUTTING****SPECIALLY DESIGNED FOR CLEARING AND GARDEN WORK**

Wearing a harness while working long hours with a brushcutter puts specific demands on the clothes to be comfortable and functional. Our brushcutter and trimmer clothing offers practical details in the right places, like padded shoulders and hips and ventilation zips for durable protection whilst you work.

Ideal for applications including:

- **Trimming / brushcutting / hedge trimming**
- **Grounds maintenance**
- **Non chainsaw applications**

TECHNICAL BRUSHCUTTING/TRIMMING JACKET

Size (chest)
46 for 36-38"
50 for 40-42"
54 for 44-46"
58 for 48-50"
62 for 52-54"

High visibility jacket approved to EN ISO 20471 Class 3. Features shoulders with padded pockets which reduce fatigue, easily accessible pockets while using a harness and pre-bent arms. Ventilation zippers under the arms and ventilation yoke in the back with 4-way stretch fabric.

Order PNC
597 66 02-XX

RRP ex VAT RRP inc VAT

TECHNICAL BRUSHCUTTING/TRIMMING TROUSERS

Size (waist)
46 for 32" 54 for 37"
48 for 34" 56 for 38"
50 for 35" 58 for 39"
52 for 36" 60 for 40"

Trousers especially designed for working long hours with brushcutter or trimmer. High visibility approved to EN ISO 20471 Class 2. Feature extra padding in the hip and water repellent material at front and side of the legs with extra padding against thrown debris. Surface treated fabric lets you just brush off wet grass. Reinforcements on exposed areas increase durability and lifespan. Ventilation zippers on back of the legs.

Order PNC
597 66 06-XX

RRP ex VAT RRP inc VAT

**EXTRA REINFORCEMENT**

Shoulder and hip reinforcement for increased durability when using a harness all day.

**WELL-VENTILATED**

Ventilation zips under the arms and on the back of the trouser legs for a comfortable temperature.

**PRE-BENT**

Trouser knees with Cordura® reinforcements for durability. A water repellent material in front and on the sides of the legs with padded protection.





TECHNICAL RAIN VENT JACKET



Size
42 for X Small
46 for Small
50 for Medium
54 for Large
58 for X Large
62 for XX Large

High-quality rain jacket with reinforced exposed areas. Water-repellent yet breathable thanks to laminate and taped seams. Made from durable polyester with mechanical stretch. Detachable hood, adjustable waist, pockets feature waterproof zip. EN ISO20471 Class 3 & EN343.

Order PNC	RRP ex VAT	RRP inc VAT
597 66 26-XX		

FUNCTIONAL RAIN JACKET HI-VIZ



Size
42 for X Small
46 for Small
50 for Medium
54 for Large
58 for X Large

Polyester knitting, durable one-sided PU coating with welded seams. Enables airflow in the jacket for long working hours. EN ISO 20471 Class 3 EN343.

Order PNC	RRP ex VAT	RRP inc VAT
597 66 28-XX		

FUNCTIONAL RAIN BACK PROTECTOR - ONE SIZE



Back Protector made from a polyester knitting with a durable one-sided PU coating with welded seams. Designed for working positions while operating with a chainsaw. EN343. One size.

Order PNC	RRP ex VAT	RRP inc VAT
597 66 32-10		

TECHNICAL RAIN VENT TROUSERS



Size
42 for X Small
46 for Small
50 for Medium
54 for Large
58 for X Large
62 for XX Large

High-quality rain trousers, durable laminated polyester fabric with mechanical stretch, taped seams, reinforcement fabric over the areas from above the knee and lower inside leg. Elastic hem at back with hook and loop attachments on the sides for easy adjustment and perfect fit. EN343.

Order PNC	RRP ex VAT	RRP inc VAT
597 66 27-XX		

FUNCTIONAL RAIN TROUSERS HI-VIZ



Size
42 for X Small
46 for Small
50 for Medium
54 for Large
58 for X Large

Rain trousers made from a polyester knitting with a durable one-sided PU coating with welded seams. Zippers at the side for easy access. EN ISO 20471 Class 2 and EN343.

Order PNC	RRP ex VAT	RRP inc VAT
597 66 29-XX		

FUNCTIONAL RAIN CHAPS HI-VIS - ONE SIZE



Rain chaps made from a polyester knitting with a durable one-sided PU coating and welded seams. Attached to a belt or a tool belt. EN ISO20471 Class 1 and EN343. One size.

Order PNC	RRP ex VAT	RRP inc VAT
597 66 33-10		

TECHNICAL WORK T-SHIRTS



Size
46 for Small
50 for Medium
54 for Large
58 for X Large
62 for XX Large
66 for XXX Large

Light and cool, with zipped front, extended back and easy-access zipped front pocket. It transports moisture away from the body and dries quickly. Available in long and short sleeves.

Technical Hi-Viz T-Shirt features additional reflective tape and is tested and approved to ISO EN 20471 (Class 2).

Item	Order PNC	RRP ex VAT	RRP inc VAT
Short Sleeve	597 66 11-XX		
Long Sleeve	597 66 12-XX		
Hi-Viz Short Sleeve	596 30 39-XX		
Hi-Viz Long Sleeve	596 30 38-XX		

WORK SHIRT



Size
37 for Small
39 for Medium
41 for Large
43 for X Large
45 for XX Large

A soft and comfortable shirt for work or leisure. Made of 100% pre-shrunk cotton.

Order PNC	RRP ex VAT	RRP inc VAT
578 78 57-XX		





FOOTWEAR



PROTECTIVE FOOTWEAR FOR MAXIMUM COMFORT AND STABILITY

We offer a comprehensive range of foot protection. Close co-operation with professionals forms the basis of the research and development behind our purpose designed footwear.

All protective footwear is VAT exempt.

SIZE AVAILABILITY

Variant - UK size	TPB	C20 / FB24	T24	F24	F28
36 - 3.5	•		•		
37 - 4	•		•	•	•
38 - 5	•		•	•	•
39 - 5.5	•	•	•	•	•
40 - 6.5	•	•	•	•	•
41 - 7.5	•	•	•	•	•
42 - 8	•	•	•	•	•
43 - 9	•	•	•	•	•
44 - 9.5	•	•	•	•	•
45 - 10.5	•	•	•	•	•
46 - 11	•	•	•	•	•
47 - 12	•	•	•	•	•
48 - 13			•		•
49 - 13.5					•

WITH SAW PROTECTION

CLASSIC 20 CHAINSAW LEATHER BOOTS (C20)



Lightweight and robust leather boots with reinforced toe and heel. The removable soles are washable. With saw protection 20m/s.

Order PNC	RRP ex VAT
597 65 94-XX	

FUNCTIONAL 24 CHAINSAW LEATHER BOOTS (FB24)



Water repellent, lightweight with reinforcements for increased support TE-POR membrane keeps the feet dry and Vibram® sole. With saw protection 24m/s.

Order PNC	RRP ex VAT
597 65 93-XX	

TECHNICAL 24 CHAINSAW LEATHER BOOTS (T24)



With composite toe cap. Made of nylon mesh and high quality leather Sympatex® membrane, the boots are 100% waterproof. With saw protection 24m/s.

Order PNC	RRP ex VAT
597 65 92-XX	

FUNCTIONAL 24 RUBBER CHAINSAW BOOTS (F24)



Class 2 (24m/s) saw protection. Features include steel toe cap, ankle protection, heel ridges and non-slip sole. Can fit studs.

Order PNC	RRP ex VAT
595 00 28-XX	

FUNCTIONAL 28 RUBBER CHAINSAW BOOTS (F28)



Class 3 (28m/s) saw protection. Features include steel toe cap, ankle protection, heel ridges and non-slip sole. Can fit studs.

Order PNC	RRP ex VAT
595 00 24-XX	

WITHOUT SAW PROTECTION

TECHNICAL PROTECTIVE BOOTS (TPB)



Made from high quality waterproof leather/nylon mesh. The Sympatex membrane makes the boots 100% waterproof, with pull strap at the tongue and back of the boot.

Order PNC	RRP ex VAT
597 65 95-XX	

FOOTWEAR ACCESSORIES

Item	Order PNC	RRP ex VAT	RRP inc VAT
Studs (50 pcs, inc stud key)	587 25 81-01		
Boot Laces	579 30 10-01		

PROTECTIVE LEATHER BALM 200ml

NEW

Perseveres the leather, keeps it soft and comfortable and gives it a water and dirt repellent surface. Use it on your leather boots and gloves. Contains wool fat, beeswax, Vaseline® and mink oil.

Order PNC	RRP ex VAT	RRP inc VAT
590 65 22-01		





WORK GLOVES



GLOVES THAT MATCH YOUR REQUIREMENTS

We offer the latest in gloves, specially designed for every type of work. Gardener, forestry worker or arborist? You decide what you need for the work you are doing. Our range of gloves covers every requirement.

WITHOUT SAW PROTECTION

FUNCTIONAL



Variant - cm (palm width)
07 – 7cm, 09 – 9cm, 12 – 12cm
08 – 8cm, 10 – 10cm,

Protective gloves for all-year landscaping and forestry work.

Order PNC	RRP ex VAT	RRP inc VAT
599 64 98-XX		

FUNCTIONAL LIGHT COMFORT



Variant - cm (palm width)
06 – 6cm, 08 – 8cm, 10 – 10cm,
07 – 7cm, 09 – 9cm, 12 – 12cm

Protective gloves for all-year landscaping and forestry work, with additional comfort features.

Order PNC	RRP ex VAT	RRP inc VAT
599 64-94-XX		

FUNCTIONAL LIGHT NON-SLIP



Variant - cm (palm width)
07 – 7cm, 09 – 9cm,
08 – 8cm, 10 – 10cm

Protective gloves for all-year landscaping and forestry work. Provides excellent grip even in wet conditions.

Order PNC	RRP ex VAT	RRP inc VAT
529 88 02-XX		

FUNCTIONAL LIGHT VENT



Variant - cm (palm width)
07 – 7cm, 09 – 9cm,
08 – 8cm, 10 – 10cm

Thin, ventilated protective gloves designed for all-year landscaping and forestry work in warm and dry weather.

Order PNC	RRP ex VAT	RRP inc VAT
529 88 01-XX		

FUNCTIONAL WINTER



Variant - cm (palm width)
08 – 8cm, 10 – 10cm, 12 – 12cm

Warm, comfortable protective gloves designed for all-year landscaping and forestry work in cold and wet weather.

Order PNC	RRP ex VAT	RRP inc VAT
599 64 97-XX		

FUNCTIONAL GRIP WINTER



Variant - cm (palm width)
08 – 8cm, 10 – 10cm,
09 – 9cm, 12 – 12cm

Protective gloves designed for all-year landscaping and forestry work in cold and wet weather. Provides excellent grip.

Order PNC	RRP ex VAT	RRP inc VAT
529 88 04-XX		

TECHNICAL



Variant - cm (palm width)
09 – 9cm, 10 – 10cm, 12 – 12cm

Comfortable protective gloves designed for forestry work.

Order PNC	RRP ex VAT	RRP inc VAT
599 65 03-XX		





WORK GLOVES



GLOVES THAT MATCH YOUR REQUIREMENTS

We offer the latest in gloves, specially designed for every type of work. Gardener, forestry worker or arborist? You decide what you need for the work you are doing. Our range of gloves covers every requirement.

TECHNICAL LIGHT



Variant - cm (palm width)
08 - 8cm, 10 - 10cm,
09 - 9cm, 12 - 12cm

Comfortable protective gloves designed for forestry work.

Order PNC	RRP ex VAT	RRP inc VAT
599 65 11-XX		

TECHNICAL GRIP



Variant - cm (palm width)
07 - 7cm, 09 - 9cm, 12 - 12cm
08 - 8cm, 10 - 10cm,

Comfortable protective gloves designed for forestry work in warm weather. Provides good tactile sensitivity - ideal for climbing.

Order PNC	RRP ex VAT	RRP inc VAT
529 88 03-XX		

WITH SAW PROTECTION

FUNCTIONAL 16 GLOVES



Variant - cm (palm width)
07 - 7cm 09 - 9cm 12 - 12cm
08 - 8cm 10 - 10cm

Class 0 (16m/s) chainsaw protection. Goat leather double palm with foam laminated Spandex on the back and nylon neoprene knuckles.

Order PNC	RRP ex VAT	RRP inc VAT
599 65 16-XX		

TECHNICAL 20 GLOVES



Variant - cm (palm width)
08 - 8cm 09 - 9cm 10 - 10cm

Class 1 (20m/s) chainsaw protection with goat leather palm with interlock jersey and grey foam. Laminated Spandex fabric on back with comfortable seams and double thumb stitching.

Order PNC	RRP ex VAT	RRP inc VAT
599 65 12-XX		





HEAD, FACE AND EAR PROTECTION

YOUR HEAD, EYES AND EARS DESERVE PROFESSIONAL PROTECTION

Extensive research, technological product development as well as close, long lasting co-operation with professional users allows us to offer an excellent combination of ergonomically designed equipment.

All protective helmets are VAT exempt.





CLASSIC FOREST HELMET



Helmet with six-point plastic harness and one-hand adjustable slip ratchet. The harness depth is also adjustable in three steps for individual fit. The hearing protectors are developed for optimal ergonomics, and a metal mesh visor that provides good protection and good visibility.

Order PNC	SNR (dB)	RRP ex VAT
580 75 43-01	27dB	

FUNCTIONAL FOREST HELMET



High specification helmet with 6-point harness for comfort and less pressure. It features the UltraVision visor with only 20% light reduction giving a clearer view and ergonomic hearing protectors.

Order PNC	SNR (dB)	RRP ex VAT
576 41 24-02	26dB	
576 41 24-01 Fluorescent Orange	26dB	

TECHNICAL FOREST HELMET



Lightweight and well ventilated- an ergonomically exceptional helmet for foresters packed with smart solutions that lessen the weight, enable a more personal fit and ensure a better head temperature even during long shifts. It also offers an improved field of vision and a headlamp slot.

Order PNC	SNR (dB)	RRP ex VAT
585 05 84-01	26dB	
595 08 43-01 (with X-COM R)	26dB	

SPIRE VENT ARBORIST HELMET



The Husqvarna Spire Vent arborist helmet is designed for the professional arborist who requires convenience and style at work without compromising safety and protection. The Spire Vent helmet is lightweight and well ventilated for maximum comfort. It has a universal fit and a wheel ratchet for easy size adjustment. Also equipped with attachments for mounting headlamps, ear muffs and visors. Compatible with Husqvarna ear muffs and three Husqvarna visor styles, including clear, mirror and smoke (all sold separately). Fulfills European standard EN 12492 for work at heights.

Item	Order PNC	RRP ex VAT	RRP inc VAT
1 Spire Vent Arborist Helmet	597 68 18-01		
2 Clear Visor for Spire Vent	598 86 23-01		
3 Smoke Visor for Spire Vent	598 86 23-02		
4 Mirror Visor for Spire Vent	598 86 23-03		
5 Hearing Protection X-COM R	595 08 42-01		
6 Hearing Protection Standard Hearing Protection Adaptor*	587 44 24-01 599 29 72-01		

*Required to fit hearing protection





VISOR FOR TECHNICAL HELMET



Etched visor with low light reduction and improved design that encloses the face for extended protection from all directions. Will fit Technical Forest helmet only.

Order PNC	RRP ex VAT	RRP inc VAT
586 40 96-01		

ULTRAVISION VISOR



Light reduction is only 20% over the whole mesh area. Less sensitive for water to stick on the mesh and permanent deformation.

Order PNC	RRP ex VAT	RRP inc VAT
574 61 35-01		

METAL MESH VISOR



Fits all our helmets and hearing protectors. Excluding Technical Forest helmet.

Order PNC	RRP ex VAT	RRP inc VAT
505 66 53-21		

NYLON MESH VISOR



Fits all our helmets and hearing protectors. Excluding Technical Forest helmet.

Order PNC	RRP ex VAT	RRP inc VAT
505 66 53-19		

PERSPEX VISOR



Fits all our helmets and hearing protectors. Excluding Technical Forest helmet.

Order PNC	RRP ex VAT	RRP inc VAT
505 66 53-43		

ANTI-FOG VISOR



Scratch-resistant polycarbonate visor with anti-fog treatment inside. For all our helmets and hearing protectors. Excluding Technical Forest helmet.

Order PNC	RRP ex VAT	RRP inc VAT
505 66 53-63		

HYGIENE KITS



Designed to fit our FM radio hearing protectors and Functional forest helmets.

Item	Order PNC	RRP ex VAT	RRP inc VAT
Functional	505 66 53-26		
FM Radio	505 66 53-91		
X-COM R	596 48 94-01		

BOOM MIC FOR X-COM



Order PNC	RRP ex VAT	RRP inc VAT
596 48 95-01		

HELMET TYPE	PNC	DESCRIPTION	RRP EX VAT	RRP INC VAT
Functional Forest Helmet	575 55 76-02	Harness Assy		
Functional Forest Helmet	575 55 73-01	Sweatband Assy		
Functional Forest Helmet	582 17 04-01	Chin Strap		
Functional Forest Helmet	578 17 98-01	Sun Peak		
Functional Forest Helmet	505 66 53-28	Visor Holder		
Functional Forest Helmet	505 67 53-40	Holder for Hearing Protectors		
Technical Forest Helmet	586 40 96-01	Visor		
Technical Forest Helmet	587 26 30-01	Link Arm Kit		
Technical Forest Helmet	582 05 50-02	Ratchet Kit Front		
Technical Forest Helmet	587 25 32-01	Ratchet Wheel Kit		
Technical Forest Helmet	582 05 50-01	Ratchet Kit Rear		
Technical Forest Helmet	583 87 08-01	Forehead Pad		
Technical Forest Helmet	581 75 43-01	Neck Protection Assy		
Technical Forest Helmet	581 50 82-01	Sun Peak Visor		





X-COM R HEARING PROTECTION WITH BLUETOOTH



The Husqvarna X-COM R with Bluetooth enables you to take and make phone calls, connect to an external intercom radio or listen to the music of your choice, directly in your hearing protection. Large talk button for easy operation and internal FM radio antenna. Boom mic available as an accessory. Please see page 287.

Item	Order PNC	RRP ex VAT	RRP inc VAT
Headband Mounted	595 08 40-01		
Helmet Mounted	595 08 42-01		

HEARING PROTECTION WITH HEADBAND



Hearing protection where you can adjust the pressure by 20%. With soft, airy padding in the headband and an ergonomic design. The ear covers are the same as for our helmets. Available as a headband and helmet set. Common helmet set will fit Classic, Functional and Arborist helmets.

Item	Order PNC	SNR (dB)	RRP ex VAT	RRP inc VAT
Headband	505 66 53-04	27dB		
Common Helmet Set	505 66 53-25	26dB		
Technical Helmet Set	587 44 24-01	26dB		

HEARING PROTECTORS WITH FM RADIO



Hearing protection with built-in FM Radio with improved sound quality and ergonomic headband. 3.5mm AUX input for audio and communication radio.

Item	Order PNC	SNR (dB)	RRP ex VAT	RRP inc VAT
Headband	578 27 49-03	27dB		
Helmet	578 27 49-04	27dB		

HEARING PROTECTION WITH VISOR AND COVER



Comfortable hearing protectors where you can adjust the pressure by 20%. Ideal for clearing grass and trimming. Features a cover between the visor and headband protecting your head from grass and rain. Can be used in combination with protective glasses. Can also be fitted with a sun peak.

Item	Order PNC	SNR (dB)	RRP ex VAT	RRP inc VAT
With perspex visor	505 66 53-48	27dB		
With mesh visor	505 66 53-58	27dB		

GARDENER HEARING PROTECTION



Developed for garden work. Light and comfortable with extra wide headband. Also available with a perspex or mesh visor.

Item	Order PNC	SNR (dB)	RRP ex VAT	RRP inc VAT
Basic model (pack of 10)	505 69 90-12	25dB		
With perspex visor	505 66 53-60	25dB		

PROTECTIVE GLASSES



Protective glasses with non-scratch lenses. Meets requirements of EN 166.

Item	Order PNC	RRP ex VAT	RRP inc VAT
Clear	544 96 38-01		
Sun	544 96 38-02		

PROTECTIVE GOGGLES



Developed for people who wear glasses, featuring anti-fog coated lenses and a soft inside for greater comfort. Durable against impact, dust and airborne particles.

Item	Order PNC	RRP ex VAT	RRP inc VAT
Goggles	544 96 39-01		

PROTECTIVE GLASSES X

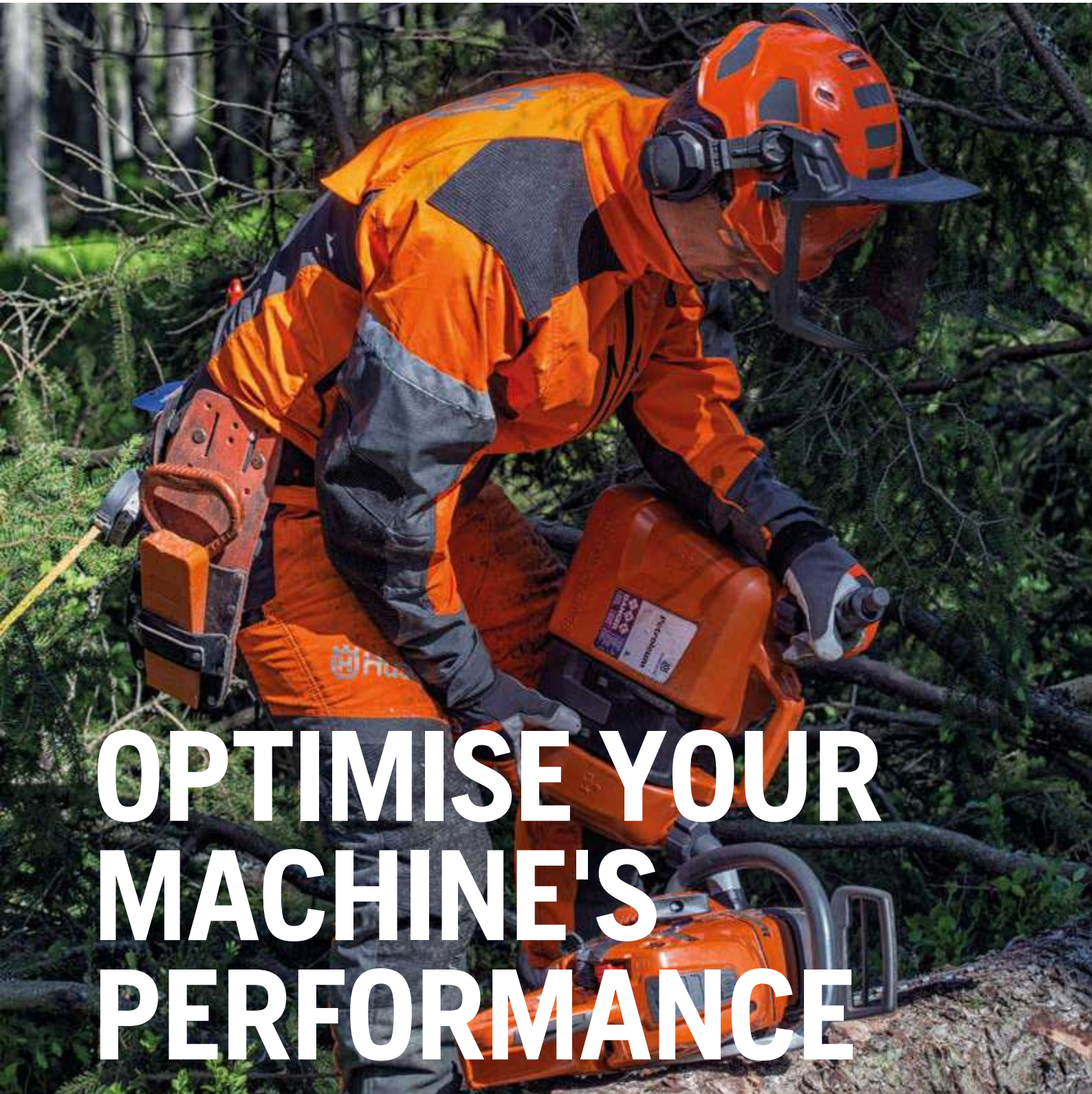


Scratch resistant glasses with frames that can be extended and angled. The yellow tinted lenses give improved vision in dark conditions and the grey tinted lenses, with UV protection, give improved vision in sunny conditions.

Item	Order PNC	RRP ex VAT	RRP inc VAT
Clear X	544 96 37-01		
Yellow X	544 96 37-02		
Sun X	544 96 37-03		

PNC is for 1 x pack of 10 Gardner Hearing Protection. Please note, price is for single item





OPTIMISE YOUR MACHINE'S PERFORMANCE



RIGOROUS TESTING

At Husqvarna, we test oils in hot temperatures to see if the machine stays lubricated, and in the cold, to check it starts easily.




VERIFIED ENGINE FORMULA

We also test for thousands of hours in real life field tests. Only the oils that fulfill our strict requirements get the VEF label.



PROVEN PERFORMANCE

Compared to other oils, Husqvarna oils have been proven to leave less deposits on the pistons. Reducing damage at high temperatures.



THE RIGHT TEMPERATURE

Oils are developed and continually tested to keep the right temperature and to ensure that your engine gets the optimum lubrication it needs.





BETTER FOR YOU, BETTER FOR YOUR HUSQVARNA

There is no better fuel for your Husqvarna product than our alkylate petrol manufactured to unique Husqvarna specifications. Our new XP® Power 2 is conveniently pre-mixed with exactly 2% of Husqvarna XP® synthetic 2-stroke oil, providing efficient combustion leaving a cleaner, cooler, healthier engine with minimal harmful substances in the emissions. It also prevents inner corrosion, makes starting easier, reduces the need for service and minimises downtime. VEF approved.



GIVE YOUR HUSQVARNA ENGINE THE BEST CONDITIONS TO DELIVER ITS FULL POTENTIAL.

- ✓ Prevents downtime
- ✓ Extends product lifetime
- ✓ Reduces need for service
- ✓ Easy start of the engine
- ✓ Long storage shelf life
- ✓ No more mixing (XP® Power 2)
- ✓ VEF – Verified Engine Formula (XP® Power 2)
- ✓ Healthier working environment
- ✓ Increases productivity and safety due to a clear mind the full working day.
- ✓ Reduces carbon footprint

DID YOU KNOW?

Our XP® Power 2 has almost no aromatics, benzene or olefins and extremely low fluorine content meaning that it is less corrosive than other fuels and one of the cleanest alkylate fuels, giving your product optimal performance; improving power, torque and startability.





HUSQVARNA XP® POWER 2



Alkylate petrol developed specifically for Husqvarna two-stroke engines. Pre-mixed with 2% of premium Husqvarna XP® synthetic 2-stroke oil (50:1). Provides efficient combustion for a clean, healthy engine with a minimum of harmful substances in the emissions. Simplifies starting and increases productivity by allowing a healthier working environment. VEF approved. Recommended shelf life is 2 years*.

Item	Order PNC	RRP ex VAT	RRP inc VAT
1 Litre	589 22 76-01		
5 Litre	582 20 20-05		
25 Litre	583 95 29-02		
200 Litre	583 95 29-04		

HUSQVARNA POWER 4



Alkylate petrol developed to work with 4-stroke engines. Provides efficient combustion for a clean, healthy engine with a minimum of harmful substances in the emissions. Simplifies starting and increases productivity by allowing a healthier working environment. Recommended shelf life is 2 years*.

Item	Order PNC	RRP ex VAT	RRP inc VAT
1 Litre	589 22 79-01		
5 Litre	583 95 59-01		
25 Litre	583 95 59-02		
200 Litre	589 22 79-40		

HUSQVARNA POWER FILLER SPOUT



Filler spout specifically designed when working with Husqvarna XP® Power 2 and Power 4, 5 Litre bottles. For quick and easy pouring.

Order PNC	RRP ex VAT	RRP inc VAT
582 06 66-01		

ACTIVE CLEAN SPRAY 500ML



Versatile cleaning spray, effective on saw chains, garden machines, air filters, and dirty boots. Husqvarna Active Clean Spray contains a specially-developed detergent that is phosphate-free and biodegradable.

Order PNC	RRP ex VAT	RRP inc VAT
597 25 57-01		

*Recommended Ideal storage conditions is in a cool, dry and dark place.





OILS & LUBRICANTS



ENGINEERED TO OPTIMISE YOUR HUSQVARNA

2-stroke chainsaw engines can run at 14,000 rpm, often under heavy load. At Husqvarna we design our engines to be durable and powerful, whilst also lightweight. This places special requirements on the oil – so it's vital to choose the right one. Husqvarna 2-stroke oils that meet our strict requirements are labelled VEF – Verified Engine Formula.

HP 2-STROKE ENGINE OIL



Formulated to work well with low-quality fuels and to meet all the tough challenges a 2-stroke engine oil can encounter. Carefully selected components in this part synthetic oil gives a cleaner engine and less coating on the piston/cylinder walls, exhaust port and crankcase. VEF approved.

Volume	Order PNC	RRP ex VAT	RRP inc VAT	Dealer Information
01 Litre	587 80 85-01			Shipped in packs of 50
1L Dosage	587 80 85-11			Shipped in packs of 12
4 Litre	587 80 85-20			Shipped in packs of 4
20 Litre	587 80 85-30			-
208 Litre	587 80 85-40			-

LS+ 2-STROKE ENGINE OIL



LS+ oil is a mix of mineral and synthetic oils. Low smoke and has extremely good lubrication qualities on high load engine components, such as the connecting rod and bearings. It is best used for chainsaws and clearing saws with a cylinder volume up to 55cm³. It also lowers the engine temperature which extends engine life and gives a very good seizure protection against lean mix as well as carbon related piston seizures. VEF approved.

Volume	Order PNC	RRP ex VAT	RRP inc VAT	Dealer Information
01 Litre	578 18 03-02			Shipped in packs of 50
1L dosage	578 03 70-02			Shipped in packs of 12
4 Litre	578 03 71-02			Shipped in packs of 3
10 Litre	578 18 00-02			-
208 Litre	578 18 04-02			-

XP® 2-STROKE ENGINE OIL



An excellent, fully synthetic and biodegradable 2-stroke oil, developed for tough use with high loads and engine speed. Developed with a completely new ash-free wear additive which gives extremely good lubrication, low smoke, a cleaner engine and less coating on the piston and in the crankcase compared to competing oils. Appropriate for all Husqvarna products, especially for engines with a cylinder volume over 55cm³. VEF approved.

Volume	Order PNC	RRP ex VAT	RRP inc VAT	Dealer Information
01 Litre	578 18 03-03			Shipped in packs of 50
1L dosage	578 03 70-03			Shipped in packs of 12
4 Litre	578 03 71-03			Shipped in packs of 3
10 Litre	578 18 00-03			-
208 Litre	578 18 04-03			-





4-STROKE OIL 10W-40



High quality engine oil for all 4-stroke garden equipment. Developed for easy starting at low temperatures, perfect lubrication at all operating conditions and low oil consumption.

Volume	Order PNC	RRP ex VAT	RRP inc VAT	Dealer Information
1.4 Litre	577 41 97-02			Shipped in packs of 12

4-STROKE 10W-30 TRANSMISSION OIL



Fully synthetic transmission oil that is specially developed for transmissions in Husqvarna ride-on machines. The fully synthetic transmission oil is extremely stable in both hot and cold temperatures.

Volume	Order PNC	RRP ex VAT	RRP inc VAT	Dealer Information
4 Litre	597 68 70-04			Shipped in packs of 3

4-STROKE SAE 30 ENGINE OIL



High-quality oil for 4-stroke lawn mowers. Gives the engine excellent protection.

Volume	Order PNC	RRP ex VAT	RRP inc VAT	Dealer Information
0.6 Litre	577 41 92-01			Shipped in packs of 12
1.4 Litre	577 41 97-01			Shipped in packs of 12

AIR FILTER OIL



Biodegradable. Effectively traps particles in the filter, keeping the engine cleaner and reducing wear.

Volume	Order PNC	RRP ex VAT	RRP inc VAT	Dealer Information
1 Litre	531 00 92-48			Shipped in packs of 12

MINERAL CHAIN OIL



Mineral Chain oil with adhesive agent for high-performance chain saws. Guaranteed low wear of chains and rails. For universal use all year round.

Volume	Order PNC	RRP ex VAT	RRP inc VAT	Dealer Information
1 Litre	579 39 60-01			Shipped in packs of 12
5 Litre	579 39 61-01			Shipped in packs of 4
20 Litre	579 39 62-01			-
200 Litre	579 39 63-01			-

X-GUARD BIO CHAIN OIL



Improved formula Husqvarna chain oil with superior lubrication performance even in extreme conditions. Excellent anti-oxidation properties protect the bar and chain during storage.

Volume	Order PNC	RRP ex VAT	RRP inc VAT	Dealer Information
1 Litre	596 45 73-01			Shipped in packs of 12
5 Litre	596 45 73-02			Shipped in packs of 4
10 Litre	596 45 73-03			Shipped in single
20 Litre	596 45 73-04			Shipped in Single
200 Litre	596 45 73-05			Shipped in Single

MULTI PURPOSE / ECO GREASE / GREASE GUN



Multi Purpose grease with good corrosion protection and load carrying capacity. Suitable for general greasing purposes. For brushcutter bevel gears. Eco grease lubricates the transmission and absorbs the axial forces. Environmentally compatible and biodegradable.

Volume	Item	Order PNC	RRP ex VAT	RRP inc VAT
225g	Multi Purpose Grease	502 51 27-01		
100g	Eco Grease	503 97 64-01		
0.6L	Grease Gun	595 01 17-01		

COMBI CAN



Enables you to refuel quickly without splash effects and any waste. The two containers are designed to achieve an optimised fuel and chain oil ratio. Integrated tool box for frequently needed spare parts and filling equipment. Approved in accordance with UN recommendations. Read more on page 86.

Item	Order PNC	RRP ex VAT	RRP inc VAT
Combi Can 5 + 2.5 Litre	580 75 42-01		
Fuel Spout	586 11 04-01		
Oil Spout	586 11 05-01		
Winter Oil Spout	586 11 07-01		



CHANGE CLOTHES. NOT WHO YOU ARE.

Show who you are, even if you're not doing any tough work. The Husqvarna Xplorer series is designed with that in mind. These leisure wear clothes and accessories will help you feel comfortable and express your workday confidence in your free time.





QUALITY CLOTHES FOR QUALITY TIME

Stay comfortable off the job – and be ready for whatever that precious time off can offer. With the Husqvarna Xplorer leisure collection, you'll be prepared for the very best outdoor experience, never compromising on comfort, fit – or style. The clothes and equipment are all made from high-quality materials and adapted to a fulfilling life in the great outdoors.

OUTDOOR TROUSERS



Size
44 for X Small
46 for Small
50 for Medium
54 for Large
58 for X Large
62 for XX Large

Comfortable and durable trousers for outdoor activity with 4-way stretch fabric on knees and rear. Reinforced fabric in exposed areas and pre-bent knees add comfort and mobility. Adjustable waist and legs. Mobile phone is protected by a padded pocket.

Item	Order PNC	RRP ex VAT	RRP inc VAT
Mens. Grey & Forest Green, S - XXL	597 41 85-XX		
Womens. Grey & Grape Purple, XS - L	597 43 08-XX		

FLEECE JACKET



Size
42 for X Small
46 for Small
50 for Medium
54 for Large
58 for X Large
62 for XX Large

The fleece jacket is a cosy companion in all seasons. On cold, early spring or autumn days it becomes a nice middle layer, or a comfortable outer jacket. The jacket comes in both men's and women's sizes so you can find your optimal fit.

Item	Order PNC	RRP ex VAT	RRP inc VAT
Womens. steel grey, XS-L	593 25 22-XX		
Mens. granite grey, S-XXL	593 25 23-XX		

SHELL JACKET



Size
42 for X Small **54 for Large**
46 for Small **58 for X Large**
50 for Medium **62 for XX Large**

A breathable and water resistant shell jacket waterproofing 10 000mm water columns, with flexible 4-way stretch material, gives you the best possible comfort. Equipped with taped seams and smart features such as padded mobile pocket, hidden ventilation under sleeves for adjustable airflow, and hook and loop flap closure on the sleeves.

Item	Order PNC	RRP ex VAT	RRP inc VAT
Womens. grape purple, XS-L	593 25 04-XX		
Mens. forest green, S-XXL	593 25 05-XX		

T-SHIRT

NEW



Size
42 for X Small **54 for Large**
46 for Small **58 for X Large**
50 for Medium **62 for XX Large**

Made from a blend of organic cotton, and polyester obtained from recycled plastic waste, the t-shirt is fast-drying and wear-resistant. It'll keep you cool and hold its colour and shape, even after repeated washes for a long lifespan. It comes in forest night green and features a tree ring design.

Item	Order PNC	RRP ex VAT	RRP inc VAT
T-Shirt, XS-XXL	529 90 75-XX		

HOODIE

NEW



Size
42 for X Small **54 for Large**
46 for Small **58 for X Large**
50 for Medium **62 for XX Large**

This air blue unisex hoodie is designed to deliver style that endures. The large, soft hood and high neck design bring extra warmth and comfort. Features a chest pocket for your mobile phone.

Item	Order PNC	RRP ex VAT	RRP inc VAT
Hoodie Unisex air blue	531 42 80-XX		

T-SHIRT LONG SLEEVE

NEW



Size
42 for X Small **54 for Large**
46 for Small **58 for X Large**
50 for Medium **62 for XX Large**

Made from a blend of organic cotton, and polyester obtained from recycled plastic waste, this long-sleeved t-shirt is fast-drying and wear-resistant. It'll keep you cool and hold its colour and shape, even after repeated washes for a long lifespan. It comes in ebony grey and features a bark camo design.

Item	Order PNC	RRP ex VAT	RRP inc VAT
T-Shirt, XS-XXL	529 90 91-XX		





NECK TUBE



The neck tube is specifically developed for that extra warmth and to stop wind from cooling you down during easier tasks in the forest, or for windy and colder days. Available in orange with our bark camo print with the Husqvarna logo.

Item	Order PNC	RRP ex VAT	RRP inc VAT
Neck tube	593 25 76-01		

CAP



This collection offers three cap styles: a vintage orange cap with adjustable hook-and-loop with a print of our pioneer saw, a granite grey canvas cap with adjustable leather band, and a vintage cap in bark camo pattern with a bleeding orange visor and adjustable leather band.

Item	Order PNC	RRP ex VAT	RRP inc VAT
Pioneer saw, orange	593 25 39-01		
Granite leather patch, granite grey	593 25 40-01		
Bark camo, forest green	594 72 97-01		

TROLLEY BAG, 90L



Trolley bag, holding 90L, perfect for transporting all your necessities. U-shaped zipper on top makes packing and structure easier, while the moulded side and bottom make the bag stand upright without support. For extra convenience, organising bags are included, as well as an ID pocket for easy recognition.

Item	Order PNC	RRP ex VAT	RRP inc VAT
Trolley bag, 90L	593 25 81-01		

BEANIE PIONEER SAW



The beanie comes in black with a blow out print of our pioneer saw in the front. It is made from breathable Coolmax air material.

Item	Order PNC	RRP ex VAT	RRP inc VAT
Beanie pioneer saw	593 25 37-01		

DUFFEL BAG, 70L



A durable 70L duffel bag made of tough materials and smart features for all purposes. The outer material – tarpaulin – keeps your contents dry and is easy to clean. The inside pocket in mesh makes organising easier, and for extra convenience shoulder straps and two organising bags are included.

Item	Order PNC	RRP ex VAT	RRP inc VAT
Duffel bag, 70L	593 25 83-01		





BACKPACK, 30L



A comfortable, high-quality backpack for all weathers made from durable TPU/ribstop material that keeps the inside dry and also makes the backpack easy to clean. Large compartments for items such as your laptop, water bottle and thermos, and a roll-up seal that can be closed in two ways to keep water out.

Item	Order PNC	RRP ex VAT	RRP inc VAT
Backpack, 30L	593 25 82-01		

WATER BOTTLE INSULATED 0,5L



Make sure you stay properly hydrated – but avoid using unnecessary disposable plastics. This stainless steel bottle features a reinforced, tight-fitting cap with a strap to easily attach the bottle to a carabiner or your backpack.

Item	Order PNC	RRP ex VAT	RRP inc VAT
Water Bottle Insulated 0.5L	597 41 81-01		

INSULATED FOOD CAN WITH SPOON 0,6L



Fill up quickly with energy and serve lunch from this handy food can. Equipped with a foldable spoon in the lid. The lid stays tightly shut without leaking and the wide opening makes it easy to eat from, fill up and clean the thermos after use.

Item	Order PNC	RRP ex VAT	RRP inc VAT
Insulated Food Can With Spoon 0.6L	597 41 78-01		

THERMOS BOTTLE INSULATED 0,75L



Take your favourite beverage to your favourite outdoor spot in this insulated, crush-proof stainless steel thermos.

Item	Order PNC	RRP ex VAT	RRP inc VAT
Thermos Bottle Insulated 0.75L	597 41 79-01		





HUSQVARNA CLOTHING



Essential for any Husqvarna fan! There is something for any occasion in our extensive Husqvarna clothing collection, whether it be a cap, hoodie or a coat, why not express yourself by wearing something from our merchandise collection.

BASEBALL CAP



Navy cotton twill cap with white embroidered Husqvarna logo on the front and RWYA on the side, adjustable size. One size fits all.

Order PNC	
582 39 69-01	
RRP ex VAT	RRP inc VAT

BEANIE HAT



Navy with White 'Ready When You Are' print, label and orange stitching. 95% cotton/5% Lycra.

Order PNC	
582 39 20-01	
RRP ex VAT	RRP inc VAT

COTTON POLO SHIRT



Mens		Womens	
48	Small	46	X Small
50	Medium	48	Small
52	Large	50	Medium
54	X Large	52	Large
56	XX Large	54	X Large

100% cotton navy polo shirt with Husqvarna logo on chest and 'Ready When You Are' logo on sleeve.

Order PNC	RRP ex VAT	RRP inc VAT
Mens: 101 63 80-XX		
Womens: 101 63 79-XX		

BUSINESS SHIRT



Mens	
01	Small
02	Medium
03	Large
04	X Large
05	XX Large
06	XXX Large

Regular fit white shirt. 100% cotton with Navy Husqvarna logo on cuff.

Order PNC	
582 05 06-XX	
RRP ex VAT	RRP inc VAT

BODYWARMER



Mens	
01	Small
02	Medium
03	Large
04	X Large
05	XX Large
06	XXX Large

Navy softshell bodywarmer with white embroidered Husqvarna logo and zipped chest pocket. Water/wind resistant.

Order PNC	
582 36 57-XX	
RRP ex VAT	RRP inc VAT





HOODIE



- Mens**
- 01 Small
 - 02 Medium
 - 03 Large
 - 04 X Large
 - 05 XX Large
 - 06 XXX Large

High quality sweat hoodie with Husqvarna logo on chest with chest pocket and 'Ready When You Are' text on sleeve. 92% cotton/ 8% Lycra.

Order PNC	RRP ex VAT	RRP inc VAT
582 39 93-XX		

POWERFLEECE



- | | |
|-------------|---------------|
| Mens | Womens |
| 01 Small | 01 X Small |
| 02 Medium | 02 Small |
| 03 Large | 03 Medium |
| 04 X Large | 04 Large |
| 05 XX Large | 05 X Large |

Navy zip up lightweight jacket with orange stitching on sleeves and white Husqvarna logo on chest. Available for men and women.

Order PNC	RRP ex VAT	RRP inc VAT
Mens: 582 40 21-XX		
Womens: 582 40 20-XX		

T-SHIRT



- Unisex**
- 01 Small
 - 02 Medium
 - 03 Large
 - 04 X Large
 - 05 XX Large

100% cotton, high quality unisex t-shirt.

Order PNC	RRP ex VAT	RRP inc VAT
582 32 48-XX		

FUNCTIONAL JACKET



- | | |
|--------------|---------------|
| Mens | Womens |
| 01 Small | 01 X Small |
| 02 Medium | 02 Small |
| 03 Large | 03 Medium |
| 04 X Large | 04 Large |
| 05 XX Large | 05 X Large |
| 06 XXX Large | |

Lightweight hooded jacket with Husqvarna logo, with zipped pocket on sleeve. Water/windproof, breathable fabric.

Order PNC	RRP ex VAT	RRP inc VAT
Mens: 582 40 73-XX		
Womens: 582 40 72-XX		

SPORT JACKET



- | | |
|--------------|---------------|
| Mens | Womens |
| 01 Small | 01 X Small |
| 02 Medium | 02 Small |
| 03 Large | 03 Medium |
| 04 X Large | 04 Large |
| 05 XX Large | 05 X Large |
| 06 XXX Large | |

Light quilted jacket with soft polyester shell. Features white embroidered Husqvarna logo and chest pocket.

Order PNC	RRP ex VAT	RRP inc VAT
Mens: 582 22 88-XX		
Womens: 582 22 86-XX		

WINTER JACKET



- | | |
|--------------|---------------|
| Mens | Womens |
| 01 Small | 01 X Small |
| 02 Medium | 02 Small |
| 03 Large | 03 Medium |
| 04 X Large | 04 Large |
| 05 XX Large | 05 X Large |
| 06 XXX Large | |

Light quilted jacket with padded fillings. Features chest pocket and white printed Husqvarna logo.

Order PNC	RRP ex VAT	RRP inc VAT
Mens: 582 22 73-XX		
Womens: 582 22 91-XX		





HUSQVARNA ACCESSORIES



Husqvarna accessories offer something for any Husqvarna fan from bags to keyrings and even tumblers. Any item from this page makes a great gift or stocking filler.

CHAINSAW KEYRING



Chainsaw keyring with bottle opener makes this the perfect companion.

Order PNC

590 96 00-01

RRP ex VAT

RRP inc VAT

CHAINSAW KEYCOVER



Rubber key cover with keyring, featuring push activated LED light.

Order PNC

590 76 84-01

RRP ex VAT

RRP inc VAT

KEYRING



Metal keyring with leather strap. Featuring embossed logo and 'Ready When You Are' text.

Order PNC

582 39 95-01

RRP ex VAT

RRP inc VAT

BACKPACK



Navy backpack with embroidered logo detail and zipped front pocket.

Order PNC

582 39 18-01

RRP ex VAT

RRP inc VAT

Dealer information: PNC is for 1 x pack of 10. Please note, price is for single item

SPORTS BAG



Navy spacious sports bag with embroidered logo and orange straps. 'Ready When You Are' logo also features.

Order PNC

582 40 36-01

RRP ex VAT

RRP inc VAT

GRANITY TUMBLER



Clear glass tumbler with Husqvarna logo - 31cl.

Order PNC

590 21 06-01

RRP ex VAT

RRP inc VAT

CHRONO WATCH



High quality chronograph watch with Citizen movement. Comes with 5 years warranty, leather strap with stitching detail and giftbox.

Order PNC

582 40 64-01

RRP ex VAT

RRP inc VAT

SPORTS WATCH



With silicon rubber strap with Seiko movement. Comes with 3 years warranty.

Order PNC

582 40 37-01

RRP ex VAT

RRP inc VAT

Dealer information: PNC is for 1 x pack of 12. Please note, price is for single item





THERMOS FLASK



Keep your drinks warmer for longer. Perfect for those who are outside all day.

Item	Order PNC
0.5 Litre	582 40 61-01
0.75 Litre	582 40 61-02
RRP ex VAT	RRP inc VAT

TRAVEL FLASK



The perfect travel companion. Available in 0.35 Litre.

Order PNC	
582 40 62-01	
RRP ex VAT	RRP inc VAT

BALL POINT PEN



Basic ball point pen in blue ink.

Order PNC	
582 39 19-01	
RRP ex VAT	RRP inc VAT

KNIGHT PEN



High quality metal pen in blue ink.

Order PNC	
522 02 62-01	
RRP ex VAT	RRP inc VAT

Dealer information: Shipped in packs of 10

IPHONE CASES



Husqvarna branded phone case. Available for iPhone 6/6s and 7.

Item	Order PNC
iPhone 6/6s	588 13 79-01
iPhone 7	588 13 79-02
RRP ex VAT	RRP inc VAT

AUTOMOWER® USB



8GB Husqvarna Automower® USB.

Order PNC	
580 71 44-01	
RRP ex VAT	RRP inc VAT

GOLF UMBRELLA



Stormproof golf umbrella with Husqvarna logo and 'Ready When You Are' text. 30" diameter and EVA handle for good grip.

Order PNC	
101 69 20-20	
RRP ex VAT	RRP inc VAT





HUSQVARNA TOYS



There's always lots to do and fix in the garden. So let's get started with your children's very own selection of Husqvarna toys!

With plenty to choose from, our range of children's toy machines is brilliant for inspiring the imagination whether they prefer trimming the hedges, mowing the lawn or even trimming its edges.

Any of the Husqvarna toys will help your little one discover the world of the outdoors through pretend play, including our ever popular toy chainsaw – now let's get to work!

TOY LAWN MOWER

Battery operated toy lawn mower with active starter, realistic sounds and flashing lights. Batteries included. Age 3+ years.



Order PNC	RRP ex VAT	RRP inc VAT
582 40 63-01		

TOY AUTOMOWER®



Battery powered toy Husqvarna Automower®. Remote controlled allowing the toy to be driven and steered, with flashing lights upon start up.

Designed for indoor use, age 3+ years

Order PNC	RRP ex VAT	RRP inc VAT
597 80 96-01		





TOY CHAINSAW KIT



Kit includes battery operated toy chain with chainsaw sound and rotating chain (batteries included), plastic helmet and gloves.
Age 3+ years.

Order PNC	RRP ex VAT	RRP inc VAT
586 49 82-01		

550XP TOY CHAINSAW



Battery operated 550XP toy chainsaw with chainsaw sound and rotating chain. Batteries included
Age 3+ years.

Order PNC	RRP ex VAT	RRP inc VAT
599 60 87-01		

TOY CHAINSAW



Battery operated toy chainsaw with chainsaw sound and rotating chain. Batteries included.
Age 3+ years.

Order PNC	RRP ex VAT	RRP inc VAT
522 77 11-01		

TOY HEDGE TRIMMER



Battery operated toy hedge trimmer with moving blades and realistic sound. Batteries included.
Age 3+ years.

Order PNC	RRP ex VAT	RRP inc VAT
586 49 79-01		

TOY LEAF BLOWER



Battery operated toy leaf blower with blowing air and realistic sounds. Batteries included.
Age 3+ years.

Order PNC	RRP ex VAT	RRP inc VAT
586 49 80-01		

TOY GRASS TRIMMER



Battery operated toy grass trimmer with light up and moving trimmer line and realistic sounds. Batteries included.
Age 3+ years.

Order PNC	RRP ex VAT	RRP inc VAT
586 49 81-01		

SHARE your stories and photos on your Facebook, Instagram and Twitter by tagging us.

-  **HusqvarnaUK**
-  **UK_Husqvarna**
-  **HusqvarnaUK**





HUSQVARNA WORD BY WORD

A

ACTIVE AIR FILTRATION™ One of the most efficient air filtration systems on the market. Longer service intervals and less engine wear – even in tough conditions.

ADJUSTABLE DEPTH BAR For easy adjustment of the cultivating depth.

ADJUSTABLE HANDLEBAR Wing nut operation adjusts handlebars both horizontally and vertically for optimum working position.

ADJUSTABLE OIL PUMP An adjustable oil pump provides the bar and chain the right amount of lubrication for every task.

ADJUSTABLE REAR HANDLE The rear handle is adjustable to facilitate cutting the sides and top of hedges.

ADJUSTABLE SLIDING SEAT Adjustable while seated; seat moves forward and down, or backwards and up.

ADVANCED FLOW TECHNOLOGY (AFTECH™) AFTech™ is a unique design where the cutting deck, blade and chute produce optimum airflow. This means first class results in all cutting modes and helps to fill the collector to the optimum level, for less frequent emptying.

AGGRESSIVE WHEEL TREAD For improved wheel-to-ground traction without leaving any unnecessary tracks on the lawn.

ALL-WHEEL-DRIVE (AWD) Ensures traction on uneven, wet and slippery areas and slopes. AWD automatically adjusts the traction on all wheels depending on situation and ground condition.

ANTI-SCALP WHEELS AND FRONT ROLLER Most cutting decks are equipped with anti-scalp wheels and sometimes also a front roller. These reduce the risk of scalping when cutting uneven lawns.

AIR INDUCTION™ A powerful air stream lifts the grass before it is cut, for excellent cutting and collection of both grass and leaves.

AIR INJECTION™ Centrifugal air cleaning system for reduced wear and longer operating time between filter cleanings.

AIR PURGE Air Purge and a decompression valve make the machine extra easy to start.

ARTICULATED STEERING The unique articulated steering system allows the rear pair of wheels to swing in underneath the machine. The result is superior manoeuvrability with a minimum turning radius at full lock.

ATTACHMENT FRAME Easy to shift between cutting decks and front-mounted attachments, such as broom, flail mower, snow blade and snow thrower. No tools or belt changes needed.

AUTOMATIC BLADE ENGAGEMENT The blades are engaged automatically, when the cutting deck is lowered.

AUTOMATIC PASSAGE HANDLING The robotic mower automatically senses narrow passages and will vary its route through the passage to avoid unpleasant tracks.

AUTO RETURN STOP SWITCH Stop switch automatically resets to the ON position for trouble-free starting.

AUTOTUNE™ Provides maximum power through automatic engine setting. No time spent on manual carburettor adjustment. Autotune™ compensates for different fuels, altitude, humidity and ambient temperature.

B

BALANCE HARNESS An ergonomic harness that distributes the load optimally between shoulders, chest and back. Wide padded straps and wide back plate reduce the load. Hip pad with travelling connection reduces body movement.

BALANCE X™ HARNESS A unique ergonomic harness that effectively spreads the machine's weight and maximises its excellent balance. The machine feels much lighter, and much easier and less strenuous to move around. Ergonomic harness with broad back support that distributes the load over a larger area. The hip belt has a shock-absorbing hip pad.

BALANCE XT™ HARNESS A harness providing excellent ergonomics. The load is spread on both shoulders, over the chest and the back and on the hips. This makes the machine feel much lighter, and less strenuous to move around. A wide adjustable back plate, which is ventilated and shaped to fit the curve of the back, allows the harness to fit different body sizes. Wide, padded hip belt. The shock-absorbing hip pad has a travelling connection which reduces body movement.

BALL-BEARING FRONT WHEELS Heavy duty ball-bearings provide long lasting and trouble free service on professional models.

BAR CUTTING LENGTH The cutting length is different from its overall length. It's the distance from the front of the saw to the tip of the farthest cutter rounded to the nearest inch / cm's.

BATTERY INDICATOR LAMP Indicates when the battery is running low and it is time to get ready to charge it.

BATTERY INDICATOR WITH CHARGER CONNECTION The indicator gives clear indication on battery status, which makes it easy to see when charging is needed. The charger connection is placed next to the indicator, for extra convenient recharging of the battery. Fits Husqvarna battery charger XS 800 (new connection) and BC 0.8.

BIOCLIP® (MULCHING) The grass is cut into small pieces that quickly decompose and return to the lawn as fertiliser, also making the lawn more drought resistant. BioClip® is suitable for frequently cut areas.

BIOCLIP® FROM SEAT Easy switch between collecting and BioClip® (mulching) mode by means of a dashboard-operated central actuation device. You don't have to leave the driver's seat.

BIOCLIP® KIT / COVER Makes it possible to convert your side ejection tractor to BioClip®, which means that the grass is cut into small pieces that quickly decompose and return to the lawn as fertiliser, also making the lawn more drought resistant.

BIOCLIP® PLUG Convert your tractor from integrated collection to BioClip®. The plug is available for all TC tractors.

BLUETOOTH A standard for the short-range wireless interconnection of mobile phones, computers, and other electronic devices.

BUMPER Protects the front of the tractor effectively.

C

CARRYING HANDLE / S Facilitates lifting and transport.

CARGO HOLDER The practical carrier and compartment on the engine hood can be used for extra equipment.

CAST FRONT AXLE Heavy cast front axle provides superior balance and stability, even with a collector.

CENTRAL CUTTING HEIGHT ADJUSTMENT Quick and easy adjustment of grass cutting height with one lever.

CHEVRON TYRES Large wheels with heavy treads for optimised grip.

CHOKELESS START Easy to get operating with automatic choke. Just turn the key and go.

COLLECT BLADE Top class collection performance with minimum clippings left on the lawn, giving the lawn a tidy and nice look.

COLLECTION When collecting the grass you get a tidy cutting result. The risk of spreading weeds is less and the collected grass is easily emptied into a compost bin. You can also collect leaves and small twigs.

COLLECTORS Our large and effective tractor collectors are perfect for collecting leaves as well as grass. The integrated collectors are easily emptied from the driver's seat (TC models). The easy-to-handle collector on our lawn mowers is solid, compact and in a high position on the mower, making it easy to remove and replace. Ergonomically designed with wide opening and a support handle.

COMBI CUTTING DECK The Combi cutting deck offers the versatility of two different cutting systems. Choose between BioClip® for lawn fertilisation and rear ejection for efficient mowing on areas with higher and rougher grass.

COMBI-GUARD The same cutting equipment guard can be used when using trimmer head and grass blade.

COMBINED CHOKE / STOP CONTROL Combined choke / stop control allows for easier starting and reduces the risk of engine flooding.

COMPOSITE CHASSIS Durable and light chassis, designed for best collection performance.

COUNTER-ROTATING TINES Tines rotate anti-clockwise, so the soil is broken up very well. Capable of deep-digging heavy soil.

COUNTERWEIGHT Increases weight on the wheels and improves balance.

CRUISE CONTROL A convenient, efficient function that ensures the tractor keeps an even speed, even if the lawn is undulating or sloping.

CUP HOLDER Convenient cup holder for refreshments during operation.

CUTTING DECK TRANSPORT MODE The cutting deck can be folded back along the tube into a transport mode for easy transport and storage.

CUTTING HEIGHT INDICATOR A well-placed indicator window makes it easy to control the cutting height settings.

D

DEFLECTOR TS tractors have side ejection deflectors as standard. Tractors with integrated collection (TC) can be converted to rear ejection with the deflector accessory (not TC 130)



DETACHABLE SHAFT Detachable shaft for easy transport and storage.

DETACHABLE TRANSMISSION Detachable transmission housing with lubrication nipple.

DOUBLE TRANSPORT WHEELS You can transport the cultivator by tilting it backwards onto the transport wheels.

DOUBLE BALL-BEARING WHEELS Ensure the mower rolls easily and without the wheels becoming loose, even after many years of use.

DOWN-DRAFTED VENTS The collector's down-drafted vents direct noise and dust downwards, away from the user, creating a more comfortable working environment.

DRAG BAR Easy-adjust drag bar, for different working conditions.

DRIVEN WHEELS Powered wheels for easy and comfortable operation.

DUAL DRAGLINKS Give tighter turning radius and improved manoeuvrability.

DUAL-ROTATING TINES The tines rotate either forward or reverse. Use forward-rotating mode for top soil cultivation and counter-rotating mode for deep soil tilling.

DUST BLOCKER COLLECTOR BAG Designed to keep dust into the bag, preventing it from blowing in the operator's face.

E

EASY ADJUSTABLE HANDLE BAR Quick and easy adjustment of the handle in two different heights.

EASY ADJUSTABLE CUTTING HEIGHT A well balanced one hand grip on our lawn mowers makes adjustment of cutting height easy and convenient.

EASY-ADJUST BLADE GUARD The blade guard is adapted quickly and easily during operation.

ELECTRONICS Push button start, indicator lamps for parking brake, battery, headlights, ROS and blade engagement.

ELECTRIC ENGAGEMENT OF CUTTING BLADE/S Easy engagement of cutting blade /s; simply pull the switch on the control panel.

ENGINE BEHIND DRIVER Thanks to the rear-mounted engine, you get better overview of the mowing and less noise and emissions in the driver's area.

ERGONOMIC HANDLES Angled handlebar provide excellent grip to reduce unnecessary strain giving optimum comfort and ergonomic operating control.

ERGONOMIC STEERING WHEEL Ergonomic and comfortable steering wheel.

EXTRA HARDENED REEL BLADE AND BEDKNIFE For excellent cutting performance and maximum durability.

F

FAST TRANSMISSION For extra efficient mowing and fast transport speed.

FENDER-MOUNTED CUTTING HEIGHT ADJUSTMENT Easy accessible cutting height adjustment for improved ergonomics. The spring-assisted cutting deck makes adjustment easier.

FOLDABLE HANDLES Meets the need for easy storage and transporting.

FOUR EQUALLY-SIZED WHEELS Large wheels both front and back provide optimal riding comfort, great accessibility and less risk of damaging delicate surfaces.

FRONT-MOUNTED CUTTING DECK Front-mounted cutting deck for excellent accessibility into corners and under bushes, park benches etc.

FUEL PUMP Fuel pump designed for easy starting by reducing the number of pulls in the starter cord.

FULL COLLECTOR INDICATOR A signal indicates when it is time to empty the collector.

G

GPS COMMUNICATION UNIT GPS theft tracker. SMS alert. Settings changes can be handled from a distance as well as submitting current operating status.

GPS-ASSISTED NAVIGATION An onboard GPS system creates a map of the garden, including where the boundary and guide wires are installed.

H

HANDLEBAR-MOUNTED GEAR SELECTION Ergonomic handle with easy-access controls.

HANDLE HEIGHT ADJUSTMENT Adjustable handle height for improved ergonomics.

HEADLIGHTS Makes the products more visible and allows you to work when it's dark.

HEATED CARBURETTOR A heated carburettor lets the engine start easier and run smoother in cold working environments.

HEATED HANDLES Efficient heating coils in the front and rear handles make operating in cold and damp conditions more manageable.

HIDDEN CABLES The cables are hidden inside the handle tubes, which eliminates the risk of them becoming tangled in hedges or damaged when the handle is folded.

HIGH-CAPACITY BATTERY The high-capacity battery provides performance levels comparable to a petrol driven machine.

HIGH OFFSET POST High offset post increases freedom of movement when working in slopes.

HOURLY METER Helps you having control over service and maintenance intervals.

HYDRAULIC EQUIPMENT LIFT Controls front-mounted equipment quick and with high precision. Managed by a easy reachable joy-stick placed on the control panel beside the operators seat.

HYDROSTATIC TRANSMISSION Optimises speed and provides excellent driving comfort. Speed and direction are controlled by separate pedals for forward and reverse.

HYDROSTATIC TRANSMISSION, FAST Hi-speed transmission for superior transport speeds and smooth, variable forward and reverse speeds with the aid of pedals.

I

INTEGRATED LOOP FOR ROPE A sturdy point for fastening a rope, making it easy to hoist the chainsaw up into a tree.

INERTIA-ACTIVATED CHAIN BRAKE If a kickback occurs and the tip of the bar is forced upwards, the inertia of the front guard should activate the chain brake instantly.

INTUITIVE KEY PAD Our battery products is very easy to operate, all information you need in one place.

L

LED HEADLIGHTS Gives over 50% larger lit area compared to traditional incandescent lights.

LOW NOISE ENGINE Quiet operation provides a comfortable work situation and low disturbance for others.

LOW VIB® Effective anti-vibration dampeners absorb vibration, sparing the user's arms and hands.

M

MY AUTOMOWER® An iPhone application that makes it possible for you to control the robotic lawn mower with your mobile phone.

N

NON-FRICTION SILENT MOWER The lack of friction between the reel blade and bedknife minimises resistance and noise, making the mower very easy to push.

O

OIL COOLER A heat exchanger for cooling the hydraulic system. The cooling system is adequate to keep oil temperatures within safe limits.

OPTIONAL CUTTING DECK To ensure a perfect result, most of our Riders have different cutting decks as options.

ONE-PIECE CUTTING DECK The cutting deck comes in one piece straight out of the stamping line which means it has no welded parts. This gives very high torsional rigidity, tolerance and durability as well as sturdiness in operation.

P

PEDAL-OPERATED CVT TRANSMISSION Speed and direction are managed by pedals, which lets you keep both hands on the steering wheel, for optimum driving control.

PEDAL-OPERATED HYDROSTATIC TRANSMISSION Easy speed and direction control with pedal-operated hydrostatic transmission. Separate pedals for forward and reverse.

PIVOTING FRONT AXLE Ensures good balance and excellent driving comfort.

PIVOTING REAR AXLE The rear axle is pivoting to get maximum traction on the drive wheels and a smooth ride also on uneven surfaces.

PLANT GUARDS Protect plants outside the working area.

POLY-V BELT For better power transmission, less frequent retensioning and increased product life.

POWDER-COATED CUTTING DECK Powder-coated deck for improved durability and corrosion resistance.

POWER STEERING Steering effort is reduced by providing hydraulic pressure to assist when turning the wheels, making manoeuvring easier, more controlled and easier to operate.

PREMIUM SEAT Comfortable Premium seat with high back and armrests. The seat is self-draining and can be tipped to protect it from rain.



GLOSSARY OF TERMS

PRESSURE-LUBRICATED ENGINE An oil pump ensures that all vital parts in the engine get adequate lubrication.

Q

QUICK RELEASE ON AIR FILTER Makes it easy to remove the air filter for cleaning or replacement. No tools required.

QUICK RELEASE ON AIR FILTER COVER Makes it easy to access the air filter and spark plug quickly for cleaning or replacement. A valuable advantage, especially if the saw is used for long periods on a daily basis.

R

RAPIDREPLACE™ BLADE SYSTEM The cutting blades are easily removed and replaced without using any tools. This means safe and quick blade service – and with sharper blades you'll get a healthier lawn.

READYSTART The ReadyStart system eliminates the need to manually prime or choke the engine. It also reduces resistance in the starter cord by 30 %, making the mower very easy to start.

REAR IMPACT GUARD The rear-impact guard protects the pole saw engine from wear and damage.

REAR / SIDE EJECTION These cutting systems have high capacity and are therefore suitable for taller grass, coarser grass types and seldom-cut lawns.

REINFORCED CUTTING DECK The steel tube on the edge of the cutting deck gives improved durability.

REMOTE CONTROLLED CUTTING DECK The remote control makes it easy to adjust the cutting deck angle during operation.

REMOTE TEXT MESSAGING If something unforeseen disturbs operation, this function allows the robotic mower to send a text message to a pre-programmed mobile phone

REMOVABLE BATTERY PACK The battery pack is equipped with a carry handle and is very easy to remove and charge. The battery can also be charged while fitted on the machine.

RETAINED BAR NUTS The bar nuts are attached to the clutch cover. The retaining function prevents losing the bar nuts.

REVBOST™ Gives rapid acceleration and higher chain speed, for best limbing performance.

REVERSE GEARBOX Improves manoeuvrability and control.

REVERSE SPEED Reverse tine direction for easier operation and better manoeuvrability.

S

SAVE™ Maximises runtime of our battery driven products.

SAFETY SWITCH The tractors are equipped with a safety switch under the seat. If the driver leaves the seat the engine and cutting deck are automatically switched off.

SEPARATE OIL FILTER A separate oil filter is easy to change to ensure that clean oil is circulated inside the engine.

SERVICE POINTS The tilting hood and easy-access servicing points make maintenance and servicing easy.

SERVICE POSITION Without tools you can quickly lift the cutting deck into the maintenance position, for convenient cleaning and service.

SIDE-MOUNTED CHAIN TENSIONER Side-mounted chain tensioner makes chain adjustment quick and easy.

SIDE PROTECTION BUMPER Additional protection when mowing next to wall edges or other obstacles.

SMART START® The engine and starter have been designed so the machine starts quickly with minimum effort and reduced resistance in the starter cord.

SMART START® DECOMPRESSION VALVE The engine and starter have been designed so the machine starts quickly with minimum effort.

SMART START® SPRING ASSISTED START When pulling the starter cord a special spring reduces the resistance in the starter cord.

SMARTSWITCH Offers convenience and security of key-less operation, real time feedback through indicator lamps for parking brake, battery status, headlights, ROS and blade engagement as well as simplified one touch starting and stopping.

SNR Signal To Noise Ratio is a measure that compares the level of a desired signal to the level of background noise.

SNAP-LOCK CYLINDER COVER Saves time when changing spark plugs and cleaning.

SOFT-GRIP HANDLE Reduces vibrations to reduce strain and add comfort for the user.

SOFTSTART™ Electronic SoftStart™ provides starting with normal, slow acting fuses.

STAND ALONE STARTER The stand alone starter makes it easier to change starter cord if needed. Easy to service and maintain.

STARTING REMINDER A decal placed on the top cover reminds you of the correct starting sequence for easy starts.

STEP-THROUGH Ensures comfortable and easy mounting and dismounting.

T

TAP-N-GO® Tap-n-Go® function for quick cord feed. Bump the trimmer head on the ground to feed new cord.

TINE SHIELD Minimises debris spray from the rotating tines.

TOOL-LESS CHAIN TENSIONER Quick and easy chain tensioning and assembling of the bar and the chain without using any tools.

TOUCH-CONTROLS Comfortable operation with easy access touch controls for start, stop and reverse.

TRANSMISSION WITH TRIPLE BALL BEARINGS Fitted with a powerful worm gear transmission with triple ball bearings, for increased durability.

TRANSPARENT FUEL TANK Large, transparent fuel tank makes it easy to check the fuel level.

TRANSPORT WHEEL / S Simplifies transport. Easy to raise during operation.

TRIOBRAKE™ A unique feature that allows the chain brake to be activated either automatically by the inertia release mechanism or mechanically by your left or right hand. This will help you work safer, easier, more efficiently and in a more ergonomic fashion, with less strain on the body.

TURN KEY START Start the engine without adjusting a choke, regardless of the weather conditions – just turn the key.

TWO-WAY ROTATION The trimmer head can rotate to the left or to the right. This means you avoid grass on walkways.

U

U-CUT™ A new steering technology that makes it possible to do tighter turns around obstacles.

ULTRASONIC SENSOR Built-in sensors using ultrasonic technology help the mower to adjust the speed depending on the surroundings, and avoids hard collisions.

V

VARIABLE DRIVE SPEED Enables ground speed to be adjusted according to the needs and the conditions of the grass area where the work is taking place

VISIBLE FUEL LEVEL Makes it easy for the user to see when refill of fuel is needed.

VIBRATION-DAMPENED CARBURETTOR When vibration dampening the carburettor the engine runs smoother and with less need for adjustments.

W

WATER HOSE CONNECTION Simple hose attachment facilitates cleaning of the cutting deck.

WEATHER TIMER Adjusts the working time to the lawn's growth rate, meaning that the robotic mower will maximise or minimise its mowing time due to the weather.

X

XP® Premium professional chainsaws – packed with innovative design and technique for superb productivity.

X-CUT™ Researched and developed in-house. Our new family name of chains especially developed for our chainsaws, offering stay sharp technology, pre-stretched in the factory and increased efficiency.

X-FORCE® Researched and developed in-house. Our new family name of pro-laminated bars, offering more durability and lighter weight.


X-TORQ® Our patented, world-leading, 2-stroke X-Torq® technology gives you more power when you need it. But with less fuel consumption and less emissions, when compared to a standard 2-stroke engine. It's technology that works for you and the environment.


X-TRA EFFICIENCY The Rider X model features a car style engine hood with sound absorbing material for improved sound quality. This low sound technology makes it possible to increase the engine power and thereby also the blade and ground speed, which makes the X model extra efficient.

X-TRAC, HEAVY-TREAD TYRES For extra good traction.

OTHER

12 V OUTLET Makes it possible to plug in extra electric equipment, charge your cellular phone etc.





SUSTAINABLE GREEN SPACES THROUGH INNOVATION

Helping to shape green spaces and urban environments is at the core of our vision. By shifting to technologies that make our products as smart, efficient and optimised as possible – and by investing in sustainable innovations – we can make a real difference and contribute to positive change. Below you'll find some of our efforts within our various product categories.



ROBOTICS WITH A VISION: ZERO IMPACT

Husqvarna Automower® supports the transition from petrol-driven lawn mowers to silent and efficient lawn management in private gardens, commercial properties and public green spaces. Husqvarna Automower® robotic mowers have an extremely low noise level (down to only 58dB) and can replace ride-on and walk-behind mowers in residential areas, parks and green spaces as well as sports facilities, thereby reducing the carbon footprint and noise levels.

CHAINSAW INNOVATIONS TO REDUCE EMISSIONS

Since 1990, we have reduced our chainsaws' fuel consumption by more than 30%. Our 70cc pro chainsaws have approximately 10% less CO2 emissions compared to its predecessors thanks to innovations like the X-Torq® engine technology. And over the last 20 years, NOx + HC emissions have decreased by more than 50% for combustion engines.



BATTERY RANGE TO CUT NOISE AND CARBON

Our wide range of low noise, battery-powered equipment delivers opportunities to use low-carbon energy sources and improves safety. Furthermore they spare the environment from fumes and the products have lower vibration and noise levels. Carbon emissions can be reduced to almost zero during use if the battery is charged with renewable energy.

SOFTWARE THAT CUTS PETROL AND PRODUCT COSTS

We are finding new ways to influence how customers can optimise their product fleet. By gathering data from devices and providing the analytics to crunch that data, digitisation helps customers optimise utilisation, uptime and efficiency. It also gives insights into how to create even better customer solutions and fine-tune our products to each task.



SUSTAINABLE INNOVATIONS FOR TOMORROW

While our target relies primarily on sustainable products in our current product mix, we're already working on future innovations such as the Husqvarna Battery Box – the world's first connected garden community toolshed that combines environmental awareness with a sharing economy. Please note that this product is still in a pilot stage and its future depends on market maturity.

SUSTAINABLE PRINTING

This publication is printed on materials from well-managed forests and other controlled sources. It has been printed using an alcohol-free process, with a water-based varnish and vegetable-based printing inks, which are non-hazardous and are from renewable sources. The printing plates used to produce this brochure were made in a chemical-free process.



WORLD
LAND
TRUST™

www.carbonbalancedprint.com
CBP2105



For further advice and support:



Husqvarna
MAKE LIFE BETTER

Husqvarna UK Ltd, Preston Road, Aycliffe Business Park, Newton Aycliffe, County Durham, DL5 6UP.
Email: info@husqvarna.co.uk

Disclaimer Husqvarna UK Ltd reserve the right to change or modify any of their prices and product specifications without any prior notification.
Copyright © 2022 Husqvarna AB (publ). All rights reserved. Husqvarna and other product and feature marks are trademarks of the Husqvarna Group as displayed at www.international.husqvarna.com